

# CATALOGUE

---

# 2017





**ghibli & wirbel**

Professional Cleaning Machines Since 1968

Ghibli & Wirbel's headquarters in Dorno (Italy)



## PROFESSIONAL CLEANING MACHINES SINCE 1968

---

Ghibli & Wirbel SpA is a worldwide leading manufacturing company active in the cleaning business located in Northern Italy.

Established in 1968 to manufacture professional and industrial vacuum cleaners, Ghibli & Wirbel has a forty-five year long history and is a leading player in the European cleaning business thanks to a complete range of cleaning equipment.

With a structure of 40.000 square meters, five primary production lines, a moulding department with 11 injection presses and a 2000 square meters warehouse, Ghibli & Wirbel boasts a production capacity of 200.000 units per year.

With more than 45 years of consolidated experience, Ghibli & Wirbel has always offered an excellent quality/price ratio along with innovative technical and design features.

It is a highly reputable company with a well-established commercial position in its business sector.



# INDEX

## POWER LINE

11

For Ghibli & Wirbel, “Power” is not just about strength, but also reliability and ability to work in order to obtain the best results. Today we are proud to present a new “team” of vacuum cleaners with the well known high standard quality, but completely renewed in the name of excellence. With a consolidated design, Power Line range ensure ease of use even if the “core” of this new range are the latest generation engines, the best in terms of safety, performance and reliability.

### POWER D / POWER WD

11

The core of Power Line range are Dry (Power D) and Wet & Dry models (Power WD). Several different versions for performance, size (from 12 to 80 liters), equipment, but all characterized by strength, efficiency and reliability. Damp or dry dirt, water or slime, there are no limits for Power D and Power WD vacuum cleaners. Equipped with one or two motors, with maximum power from 850 W to 2500 W, able to carry out any task in contract cleaning, workshop and industry. Heavy-duty, efficient, with professional filtering system designed to tackle every kind of daily job.

REF.NO	DESCRIPTION	L	W	MOTOR	P.
15841210001	POWER D 12 HE	12	850	1	12
15841210002	POWER D 12	12	850	1	13
16531210001	POWER WD 22 P	22	1250	1	14
16544010001	POWER WD 22 I	22	1250	1	14
15051210001	POWER WD 36 P	36	1250	1	15
15064010001	POWER WD 36 I	36	1250	1	15
15101210001	POWER WD 50 P	50	1450	1	16
15151210001	POWER WD 50 PD	50	1450	1	16
15114010001	POWER WD 50 I	50	1450	1	17
14301210001	POWER WD 80.2 P	80	2500	2	18
14354010001	POWER WD 80.2 I	80	2500	2	18
14401210001	POWER WD 80.2 P TPT	80	2500	2	19
14454010001	POWER WD 80.2 I TPT	80	2500	2	19
14434010001	POWER WD 80.2 I TMT	80	2500	2	20
14481210001	POWER WD 80.2 P CF	80	2500	2	21

### POWER TOOL

23

The Power Tool range is a wide and various selection of Wet and dry vacuum cleaners models specifically designed for use in conjunction with electric or pneumatic tools, in order to optimize the work of installers, craftsmen, manufacturers. Available in different sizes (from 22 to 50 liters), equipped with one or two motors with maximum power from 1250 W to 1450 W, manual or automatic ON/OFF (controlled by the tool).

REF.NO	DESCRIPTION	L	W	MOTOR	P.
15681210001	POWER T WD 22 P EL	22	1250	1	24
15701210001	POWER T WD 36 P EL FD	36	1250	1	25
15721210001	POWER T D 36 P EL	36	1250	1	26
15764010001	POWER T D 36 I EL	36	1250	1	26
15801210001	POWER T D 50 P EL	50	1450	1	27
15741210001	POWER T D 36 P COMBI	36	1250	1	28
15784010001	POWER T D 36 I COMBI	36	1250	1	28
15401210001	POWER T D 50 P COMBI	50	1450	1	29

# GHIBLI VACUUM CLEANERS

31

A selection of best-selling dry vacuum cleaners (Performance Dry) joins the well know Classic Line series, to assure the most complete answer for any specific need. Models with one, two or three motors, with maximum power from 1100 W to 3450 W, able to carry out any task in contract cleaning, workshop and industry. Heavy-duty, efficient, with professional filtering system designed to tackle every kind of daily job.

REF.NO	DESCRIPTION	L	W	MOTOR	P.
16144010001	AS 7 P	22	1300	1	32
16131210001	AS 7 I	22	1300	1	32
15881210002	T1	3,3	1450	1	33
15861250002	T1 FLY	3,3	650	1	34
115881210119	T1 BC LITHIUM	3,3	330	1	35
00-070-00GH	AS 2	15	1100	1	36
15981210001	AS 5 EVO FC	14	1100	1	37
15981210060	AS 5 EVO FT	14	1100	1	37
17051210001	AS 10 P	22	1150	1	38
17021210001	AS 10 I	22	1150	1	38
17091210001	ASL 10 P	22	1150	1	39
17071210001	ASL 10 I	22	1150	1	39
17131210001	AS 27 P	36	1150	1	40
17111210011	AS 27 IK	36	1150	1	40
17141210001	AS 27 IK HD	36	1150	1	41
17251210001	AS 400 P	50	1350	1	42
17261210001	AS 400 PD	50	1350	1	42
17281210011	AS 400 IK	50	1350	1	42
17401210001	AS 400 IK HD	50	1350	1	43
17761210001	AS 59 P	80	2300	2	44
17751210011	AS 59 IK	80	2300	2	44
17781210001	AS 59 IK D HD	80	2300	2	45
15351210001	AS 590 P CBN	80	2300	2	46
15281210011	AS 590 IK CBN	80	2300	2	46
15271210011	AS 590 IK CBM	80	2300	2	47
18011210001	AS 60 P	80	3450	3	48
18001210011	AS 60 IK	80	3450	3	49
18201210001	AS 60 IK D HD	80	3450	3	50
15611210001	AS 600 P CBN	80	3450	3	51
15531210011	AS 600 IK CBN	80	3450	3	52
15521210011	AS 600 IK CBM	80	3450	3	52

# INDUSTRIAL VACUUM CLEANERS

53

Designed for hard and continuous work, to perform industry different demands, to clean plants and factories and any other place where dry dirt, metal residuals need to be removed everyday. Sturdy models, with big-sized and highly efficient filters, equipped with safety devices.

REF.NO	DESCRIPTION	L	W	MOTOR	P.
18951210011	AS 30 IK	60	2300	2	54
18961210011	AS 40 IK	60	3450	3	55
18961210993	AS 40 KS	60	3450	3	56
18961210994	AS 40 KS M	60	3450	3	56
12158800011	POWER InDust 60 TP M	60	2200	1	57
12158800021	POWER InDust 60 TP H	60	2200	1	57
19111208010	AZ 35 400 V	60	3000-50 (Hz)/3600-60(Hz)	1	58
19121208001	AZ 45 400 V	75	5500	1	59

# ATEX INDUSTRIAL VACUUM CLEANERS

61

Power InDust AX is Ghibli & Wirbel's product range designed to prevent any kind of fire in an area potentially at risk of explosion: safety, quality and reliability in full compliance with ATEX regulations. Several different versions for size (from 20 to 60 liters), available in single and three phases, M filtering class certified.

REF.NO	DESCRIPTION	L	W	ATEX CERTIFICATION	P.
12058800001	POWER InDust AX 20 SP Z22	20	1800	22 - II 3D	62
12008800001	POWER InDust AX 20 TP Z22	20	1800	22 - II 3D	62
12108800001	POWER InDust AX 60 TP Z22	60	3000	22 - II 3D	63

# HOUSEHOLD VACUUM CLEANERS

65

REF.NO	DESCRIPTION	L	W	MOTOR	P.
15856410001	BRICIOLO®	3,5	1380	1	66

# ACCESSORIES FOR VACUUM CLEANERS

67

# SPRAY-EXTRACTION CLEANERS

73

Ghibli & Wirbel new extraction cleaners are today still more reliable and performing, able to vacuum, wash and dry in a single step all types of textiles, sofas and chairs upholstery included.

## CLASSIC LINE

74

M 26 is available in three versions (Ulka, Ceme and Auto Ceme) featuring the two-phase motors that marked Ghibli's success worldwide. The new solution tank, easy to fill and transport, makes M 26 even more ergonomic. The two-motors head, where each motor can be started separately for top reliability. The pumps ranging from 28 to 60 W, the air flow rate up to 4.25 l/min and still advanced technical features make M 26 ideal for all types of cleaning tasks.

## POWER EXTRA

75

The new range of spray-extraction cleaners POWER EXTRA is the ideal solution for cleaning all types of textiles, carpets, etc. On top of the best selling POWER EXTRA 7 - compact and able to clean all types of textiles - our range offers the new POWER EXTRA 11, 21 and 31 models, featuring high technical quality and ease of use (thanks to the vertical double-tank system and the smart solution filling port). Each of the three models is available in two versions: one has been conceived for the Automotive sector, the second one ideal for any another cleaning task. Vacuuming, washing and drying any type of textile surface (with no interruption) has never been so easy!

REF.NO	DESCRIPTION	L	BAR	MBAR	W	MOTOR	P.
19131210005	M 26 I pompa ULKA	56	4	190	2300	2	74
19131212002	M 26 I pompa CEME	56	6	190	2300	2	74
19131210191	M 26 I pompa Auto CEME	56	6	190	2300	2	74
16221210001	POWER EXTRA 7 P	11	4	235	1250	1	75
16244010001	POWER EXTRA 7 I	11	4	235	1250	1	75
16254010001	POWER EXTRA 7 I Auto	11	4	235	1250	1	75
14754010001	POWER EXTRA 11 I	12	7	235	1250	1	76
14764010001	POWER EXTRA 11 I Auto	12	7	235	1250	1	76
14624010001	POWER EXTRA 21 I	22	7	235	1250	1	77
14634010001	POWER EXTRA 21 I Auto	22	7	235	1250	1	77
14524010002	POWER EXTRA 31 I ULKA	32	7	225	2500	2	78
14524010001	POWER EXTRA 31 I CEME	32	6	225	2500	2	78
14534010001	POWER EXTRA 31 I Auto CEME	32	6	225	2500	2	78

## STEAM GENERATORS

### POWER STEAM

Using steam for cleaning operations is a simple, inexpensive, hygienic and environmentally friendly system. The high temperature allows to remove all kinds of dirt along with sanitation of surfaces. That's why the steam cleaning system is suitable for a wide range of applications, extraordinary cleaning (such as industrial sector) but also for the ordinary cleaning operations. So Ghibli & Wirbel 's steam generators are the right answer to the sanification (bacteria and fungi elimination from all types of surface and fabric, through the use of high temperature steam) and sanitizing demand.

Four models, based on the innovative e and powerful Ghibli & Wirbel vacuum range, equipped with high-performance boilers (3.7 l capacity, high resistance power and up to 6 bar pressure of work). Start-and-go machines, quick and easy to use, to ensure the best cleaning performance and a safe and comfortable use without using detergents in full respect of the environments.

REF.NO	DESCRIPTION	L	BAR	MBAR	W	MOTOR	P.
14011210001	POWER STEAM 5.3 MP	22	5	235	4250	1	82
14064010001	POWER STEAM 5.3 MI	22	5	235	4250	1	82
14111210001	POWER STEAM 6.3 ER P	22	6	235	4250	1	83
14164010001	POWER STEAM 6.3 ER I	22	6	235	4250	1	83

### ACCESSORIES FOR STEAM GENERATORS

## SINGLE DISCS

Versatile, robust, efficient, Ghibli & Wirbel's single disc machines allow different types of cleaning tasks such as deep-cleaning, stripping, scrubbing, polishing, crystallization and carpet shampooing. These machines allow to work on all floor surfaces: textile flooring, brick, fine stone, tiles, stoneware, clinker, marble, it is possible also parquet sanding and levelling cement floors. Universal machines, simply and reliable, giving excellent results in a practical, economical and fast way.

REF.NO	DESCRIPTION	RPM	W	P.
00-1921BLGH	SB 133	190	550	88
00-181BL-GH	SB 143 L08	154	800	89
00-183EL-GH	SB 143 L10	154	1000	90
00-185EL-GH	SB 143 L13	154	1300	90
00-190EL-GH	SB 143 L16	154	1600	90
00-187EL-GH1	SB 143 L22	154	2200	90
00-188EL-GH	SB 143 M16	227	1600	91
00-194EL-GH1	SB 143 M22	227	2200	91
00-1880ELGH	SB 143 H16	400	1600	92
00-197EL-GH	SB 143 TSN	154-308	1000-1300	93
00-195EL-GH	SB 150 L16	154	1600	94
00-196EL-GH1	SB 150 L22	154	2200	94
00-189BL-GH	SB HS 1000	1000	1600	95
00-198EL-GH	SB 150 U 13	1500	1300	96
00-182EL-GH	O 143 U 11	1500	1100	97

### ACCESSORIES FOR SINGLE DISCS



The demand for cleaning grows hand in hand with the diversification of the areas to clean: from HO. RE. CA.'s typical environments to large commercial malls, from the public transport stations to SPA. For this reason Ghibli & Wirbel has further expanded its scrubber dryers range.

## WALK-BEHIND SCRUBBER DRYERS

A wide range of walk behind scrubber dryers, five models (Rolly, FR 15, FR 30, Round 45 and S2) specifically studied to clean every type of environment: from small areas to large commercial ones. Ghibli & Wirbel's scrubber dryers are able to clean difficult, narrow or crowded areas, unsurpassable for manoeuvrability and easy to transport.

The brandnew ultra compact Rolly represents the latest and best answer to the professional cleaning demand. Innovative and functional design, combined with the most innovative technical features, makes Ghibli & Wirbel's scrubber dryers the perfect solution for any cleaning task.

REF.NO	DESCRIPTION	BATTERIES	CHARGER	P.
10.1075.00	ROLLY 7½ E 33	CABLE		110
13.0075.00	ROLLY 7½ M 33 BC 10 Ah	LiFe PO4 10 Ah	Included	111
17.0075.00	ROLLY 7½ M 33 BC 20 Ah	LiFe PO4 20 Ah	Included	111
10.1110.00	ROLLY 11 E 33	CABLE		112
13.0110.00	ROLLY 11 M 33 BC 10 Ah	LiFePO4 10 Ah	Included	113
17.0110.00	ROLLY 11 M 33 BC 20 Ah	LiFe PO4 20 Ah	Included	113
10.0060.00	FR 15 E 38	CABLE		114
13.0050.00	FR 15 M 38 BC	Gel 25 Ah	on board	115
14.0050.00	FR 15 M 38 HYBRID	Hybrid Kit (Battery 25V + Cable)		115
10.0182.00	FR 30 E 45 TOUCH	CABLE		116
10.0187.00	FR 30 SM 45 TOUCH			117
13.0187.00	FR 30 SM 45 BC TOUCH	Gel 50 Ah	on board	117
10.0180.00	FR 30 M 45 TOUCH			118
13.0180.00	FR 30 M 45 BC TOUCH	Gel 76 Ah	on board	118
10.0183.00	FR 30 D 45 TOUCH			119
13.0183.00	FR 30 D 45 BC TOUCH	Gel 76 Ah	on board	119
10.0181.00	FR 30 D 50 TOUCH			120
13.0181.00	FR 30 D 50 BC TOUCH	Gel 76 Ah	on board	120
10.0224.00	ROUND 45 E 55 TOUCH	CABLE		121
10.0231.00	ROUND 45 SM 55 TOUCH			122
13.0231.00	ROUND 45 SM 55 BC TOUCH	Gel 50 Ah	on board	122
10.0221.00	ROUND 45 M 55 TOUCH			123
17.0221.00	ROUND 45 M 55 BC CHEM TOUCH	Gel 76 Ah	on board	123
10.0232.00	ROUND 45 SD 55 TOUCH			124
13.0232.00	ROUND 45 SD 55 BC TOUCH	Gel 76 Ah	on board	124
10.0222.00	ROUND 45 D 55 TOUCH			125
17.0222.00	ROUND 45 D 55 BC CHEM TOUCH	Gel 105 Ah	on board	125
10.0223.00	ROUND 45 D 60 TOUCH			126
17.0223.00	ROUND 45 D 60 BC CHEM TOUCH	Gel 105 Ah	on board	126
10.0270.00	S2 80 D 70			127
13.0270.00	S2 80 D 70 BC	Gel 180 Ah	on board	127

## RIDE ON SCRUBBER DRYERS

129

Large areas require reliable machines equipped with innovative technical features, to ensure high quality of cleaning operations at competitive conditions. Ghibli & Wirbel's ride on scrubber dryers, Rider and Runner, are characterized by stunning features that ensure maximum reliability and efficiency in any environment and condition. The high quality of components, and the combination of intuitive controls and exceptional manoeuvrability, help to manage any type of work with top productivity and running time.

REF.NO	DESCRIPTION	BATTERIES	CHARGER	P.
10.0552.00	RIDER R 65 RD 55			130
13.0552.00	RIDER R 65 RD 55 BC	Gel 105 Ah	Included	130
10.0654.00	RIDER R 65 FD 65			131
13.0654.00	RIDER R 65 FD 65 BC	Gel 105 Ah	Included	131
10.0804.00	RIDER R 65 FD 80			132
13.0804.00	RIDER R 65 FD 80 BC	Gel 105 Ah	Included	132
10.1685.00	RUNNER R 150 FD 85			133
13.1685.00	RUNNER R 150 FD 85 BC	Gel 240 Ah	Included	133
10.0610.00	RUNNER R 150 FD 100			134
13.0610.00	RUNNER R 150 FD 100 BC	Gel 240 Ah	Included	134

## ACCESSORIES FOR SCRUBBER DRYERS

135

## GENERAL SALES CONDITIONS

143

# ENERGY LABEL UE

Respect for the environment and energy saving are becoming increasingly more important. It is in response to these needs that the European Union has imposed limits to energy consumption.

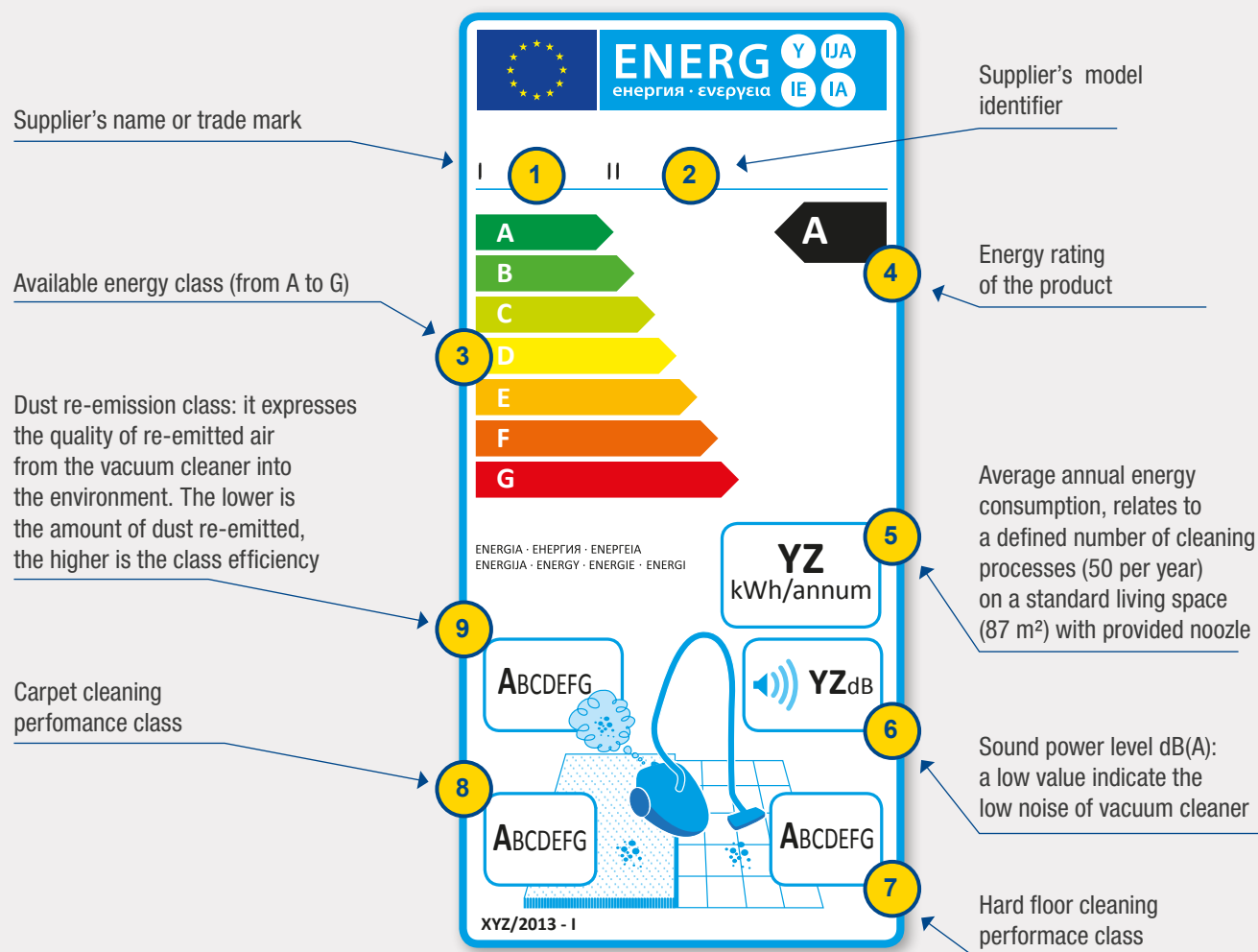
Since 1<sup>o</sup> September 2014 entered into force the EU Energy Label (Directive 2010/30 / EU – Directive 2009/125/EC) imposing limitation to 1600 W of power output of vacuum cleaners, and make mandatory the use of Energy Label.

All vacuum cleaners in Europe must be accompanied by Energy label. This regulation does not apply to wet vacuum cleaners, wet and dry vacuum cleaners, battery operated, robot, industrial vacuum cleaners, central vacuum cleaners and outdoor vacuums.

The Energy Label shows the following information: available energy rating (from A to G), the average annual energy consumption, the sound power level, cleaning performance class on hard floor and carpet and dust re-emission class.

Thanks to the intuitive design the Energy label is easy to understand and allows immediate access to vacuum cleaners effectiveness information.

## HOW TO READ THE LABEL





# VACUUM CLEANERS

---

POWER D

POWER WD



# POWER D 12 HE

## DRY VACUUM CLEANER



Efficiency and energy saving are market requirements. Ghibli & Wirbel addresses this need in the best way, revolutionizing its flagship model with the maximum energy saving and unbeatable performance. POWER D 12 HE (High Efficiency) is the right answer to this need. Shape and equipment unchanged, but thanks to new suction motor of 650 W, it represents the perfect mix of reliability, cleaning performance and consumption. Energy efficiency class A.



New fixing system

Detachable cable  
15 m (on standard  
equipment)Inside container of  
great dimensionsBayonet hose  
connectionIndicator for "Dust  
bag full"Motor protection  
filter + HEPA  
cartridge filter

Exhaust air filter

Socket for power  
brush

### PRODUCT IDENTIFICATION

TYPE	REF. NO.	PIECES/PALLET
POWER D 12 HE	15841210001	24

### TECHNICAL DATA

Max power rating	W	850
Rated power (nominal power)	W	650
Useful dust bag capacity	l	12
Filtering surface	m <sup>2</sup>	0,2
Air flow rate	l/s	47
Vacuum	mbar	215
Sound level	db(A)	58
Power supply cable	m	15
Weight (without accessories)	Kg	7
Dimensions	mm	350x450x375

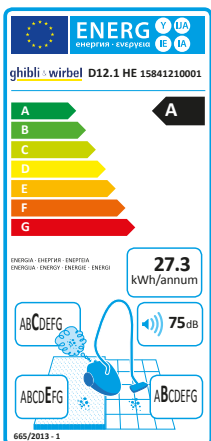
### STANDARD ACCESSORIES

Ø 32

TYPE	REF. NO.
Flexible hose 2,5 m	6010667
Telescopic tube	MK-022
Combi floor tool	2511538
D320 dry floor tool	2511523
Upholstery tool	856000101
Round brush	856000061
Crevice tool	856000071
Paper filter bag I 12	---
HEPA Cartridge filter (Filtering surface 0,21 m <sup>2</sup> )	2512755

### OPTIONAL ACCESSORIES

TYPE	REF. NO.
Telescopic tube (max 1,35 m)	2511926
Electric power brush (Ø 32 - L. 35 cm)	2512537
Paper filter bag I 12 x 10	6582030



# POWER D 12

## DRY VACUUM CLEANER

Powerful and versatile vacuum cleaner equipped with large capacity container and filters. Telescopic tube and detachable cable. Exhaust air filter. Indicator for "Dust bag full". Accessory holder. Power brush socket. Good manageability guaranteed by the anterior swivel castors and rear fixed wheels with large diameter. Equipped with anti-shock bumper. Energy efficiency class D.



New fixing system	Detachable cable 15 m (on standard equipment)	Inside container of great dimensions	Bayonet hose connection	Indicator for "Dust bag full"	Motor protection filter + cartridge filter	Exhaust air filter	Socket for power brush
-------------------	-----------------------------------------------	--------------------------------------	-------------------------	-------------------------------	--------------------------------------------	--------------------	------------------------

### PRODUCT IDENTIFICATION

TYPE	REF. NO.	PIECES/PALLET
POWER D 12	15841210002	24

### TECHNICAL DATA

Max power rating	W	1300
Rated power (nominal power)	W	1100
Useful dust bag capacity	l	12
Filtering surface	m <sup>2</sup>	0,2
Air flow rate	l/s	57
Vacuum	mbar	250
Sound level	db(A)	59
Power supply cable	m	15
Weight (without accessories)	Kg	7
Dimensions	mm	350x450x375

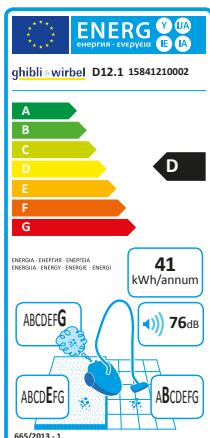
### STANDARD ACCESSORIES

Ø 32

TYPE	REF. NO.
Flexible hose 2,5 m	6010667
Telescopic tube	MK-022
Combi floor tool	2511538
D320 dry floor tool	2511523
Upholstery tool	856000101
Round brush	856000061
Crevice tool	856000071
Paper filter bag l 12	---
Cartridge filter (Filtering surface 0,19 m <sup>2</sup> )	2512750

### OPTIONAL ACCESSORIES

TYPE	REF. NO.
Telescopic tube (max 1,35 m)	2511926
Electric power brush (Ø 32 - L. 35 cm)	2512537
HEPA Cartridge filter (Filtering surface 0,21 m <sup>2</sup> )	2512755
Paper filter bag l 12 x 10	6582030
Fleece filter bag x 10	6582035



# POWER WD 22 P/I

## WET & DRY VACUUM CLEANERS

Wet/dry vacuum cleaners with powerful and high efficiency New Generation motors. The I version is equipped with stainless steel container. Power brush socket, Hepa cartridge filter in option, accessories holder and exhaust air filters makes them very useful and universal for many different applications.



Textile filter

Accessories holder

Inlet and outlet of the motor cooling air

Paper filter bag (optional)

Floating system

### PRODUCT IDENTIFICATION

TYPE	REF. NO.	PIECES/PALLET
POWER WD 22 P	16531210001	18
POWER WD 22 I	16544010001	18

### TECHNICAL DATA

Max power rating	W	1250
Rated power (nominal power)	W	1100
Container capacity	l	22
Useful capacity	l	11
Useful dust bag capacity	l	7
Filtering surface	m <sup>2</sup>	0,19
Air flow rate	l/s	71
Vacuum	mbar	235
Sound level	db(A)	60
Power supply cable	m	10
Weight (without accessories)	Kg	8,7 (P) - 9,3 (I)
Dimensions	mm	500x380x485

### STANDARD ACCESSORIES

Ø 36

TYPE	REF. NO.
Flexible hose 2,5 m	6010648
Chromed extension tube 0,5 m (*)	2511500
D 320 Dry floor tool	2511524
D 300 Squeegee tool	2511526
Upholstery tool	2511530
Round brush	2511540
Crevice tool	2511520
Textile filter	6656000
Nylon protection filter	3001009

### OPTIONAL ACCESSORIES

TYPE	REF. NO.
Oval brush	2512050
Antifoam device	6200150
Nylon filter (filtering surface 0,46 m <sup>2</sup> )	3001210
Cartridge filter (filtering surface 0,4 m <sup>2</sup> )	2512745
HEPA cartridge filter (filtering surface 0,4 m <sup>2</sup> )	2512747
Paper filter bag l 7 x 10	6650030
Fleece filter bag x 10	6614010

(\*) 2 on standard equipment



# POWER WD 36 P/I

## WET & DRY VACUUM CLEANERS

Medium capacity wet/dry vacuum cleaner equipped with a powerful and high efficiency. New Generation motor. The I version is equipped with stainless steel container. Cartridge filter (standard and HEPA optional). Accessories holder. Exhaust air filter.



Cartridge filter (optional)

Front swivel castor wheels

Exhaust air filter

Floating system

Intake

Switch board

### PRODUCT IDENTIFICATION

TYPE	REF. NO.	PIECES/PALLET
POWER WD 36 P	15051210001	12
POWER WD 36 I	15064010001	12

### TECHNICAL DATA

Max power rating	W	1250
Rated power (nominal power)	W	1100
Container capacity	l	36
Useful capacity	l	25
Useful dust bag capacity	l	16
Filtering surface	m <sup>2</sup>	0,25
Air flow rate	l/s	71
Vacuum	mbar	235
Sound level	db(A)	60
Power supply cable	m	10
Weight (without accessories)	Kg	8,7 (P) - 9,3 (I)
Dimensions	mm	500x380x685

### STANDARD ACCESSORIES

Ø 40

TYPE	REF. NO.
Flexible hose 2,5 m	6010500
Suction tube "S"	2511600
Dry floor tool	6010000
Squeegee tool	6010011
Round brush	2511615
Crevice tool	2511610
Textile filter	6620000
Nylon protection filter	3001017

### OPTIONAL ACCESSORIES

TYPE	REF. NO.
PVC extension tube (0,5 m)	2512000
Antifoam device	6200150
Nylon filter (filtering surface 0,46 m <sup>2</sup> )	3001210
Cartridge filter (filtering surface 0,4 m <sup>2</sup> )	2512746
HEPA cartridge filter (filtering surface 0,4 m <sup>2</sup> )	2512748
Paper filter bag l 16 x 10	6713030
Carpet brush	2512610
Oven filter (*)	6620005

(\*) only for I version

# POWER WD 50 P/PD

## WET & DRY VACUUM CLEANERS

Wet/dry vacuum cleaner equipped with a powerful and high efficiency New Generation motor. The PD version is equipped with a drain hose to empty the container from liquids. Exhaust air filter. Great air flow rate and suction power. Driving frame in anti-shock plastic material with accessory holders. Nylon filter, cartridge filter (standard and HEPA) optional.



Accessories holder



Gangway tool (optional)



Floating system and filter cage



Drain hose to empty the container from liquids (PD).



Rear wheels

### PRODUCT IDENTIFICATION

TYPE	REF. NO.	PIECES/PALLET
POWER WD 50 P	15101210001	8
POWER WD 50 PD	15151210001	8

### TECHNICAL DATA

Max power rating	W	1450
Rated power (nominal power)	W	1350
Container capacity	l	50
Useful capacity	l	35
Useful dust bag capacity	l	19
Filtering surface	m <sup>2</sup>	0,35
Air flow rate	l/s	74
Vacuum	mbar	260
Sound level	db(A)	62
Power supply cable	m	10
Weight (without accessories)	Kg	12,5
Dimensions	mm	525x495x825

### STANDARD ACCESSORIES

TYPE	REF. NO.
Flexible hose 2,5 m	6010500
Suction tube "S"	2511600
Dry floor tool	6010000
Squeegee tool	6010011
Round brush	2511615
Crevice tool	2511610
Textile filter	6730000
Nylon protection filter	3001016

### OPTIONAL ACCESSORIES

TYPE	REF. NO.
PVC extension tube (0,5 m)	2512000
Antifoam device	6200150
Nylon filter (filtering surface 0,62 m <sup>2</sup> )	3001225
Cartridge filter (filtering surface 0,4 m <sup>2</sup> )	2512746
HEPA cartridge filter (filtering surface 0,4 m <sup>2</sup> )	2512748
Paper filter bag with cap l 19 x 10	6830030
Carpet brush	2512610
Gangway tool	6103058

# POWER WD 50 I

## WET & DRY VACUUM CLEANERS

Wet/dry vacuum cleaner equipped with a powerful and high efficiency New Generation motor. Power WD 50 I is equipped with stainless steel container. Exhaust air filter. Great air flow rate and suction power. Driving frame in anti-shock plastic material with accessories holders. Nylon filter, cartridge filter (standard and HEPA) optional.



Accessories holder

Gangway tool  
(optional)Floating system  
and filter cageFront swivel castor  
wheels

Rear wheels

## PRODUCT IDENTIFICATION

TYPE	REF. NO.	PIECES/PALLET
POWER WD 50 I	15114010001	8

## TECHNICAL DATA

Max power rating	W	1450
Rated power (nominal power)	W	1350
Container capacity	l	50
Useful capacity	l	35
Useful dust bag capacity	l	19
Filtering surface	m <sup>2</sup>	0,35
Air flow rate	l/s	74
Vacuum	mbar	260
Sound level	db(A)	62
Power supply cable	m	10
Weight (without accessories)	Kg	13,5
Dimensions	mm	525x495x825

## STANDARD ACCESSORIES

TYPE	REF. NO.
Flexible hose 2,5 m	6010500
Suction tube "S"	2511600
Dry floor tool	6010000
Squeegee tool	6010011
Round brush	2511615
Crevice tool	2511610
Textile filter	6730000
Nylon protection filter	3001016

Ø 40

## OPTIONAL ACCESSORIES

TYPE	REF. NO.
PVC extension tube (0,5 m)	2512000
Antifoam device	6200150
Nylon filter (filtering surface 0,62 m <sup>2</sup> )	3001225
Cartridge filter (filtering surface 0,4 m <sup>2</sup> )	2512746
HEPA cartridge filter (filtering surface 0,4 m <sup>2</sup> )	2512748
Paper filter bag with cap l 19 x 10	6830030
Carpet brush	2512610
Oven filter	6730005
Gangway tool	6103058

# POWER WD 80.2 P/I

## WET & DRY VACUUM CLEANERS

The biggest wet&dry vacuum cleaners all equipped with 2 powerful and high efficiency New Generation motors separately switchable. P version with impact resistant polipropylene tank. I from stainless steel container. Little weight and compact dimensions with high level performances. Exhaust air filter. Nylon filter, spacer for plastic bag, cartridge filter, paper filter bag (optional). All the versions with 2 big wheels and 2 castors for easy and effortlessly moving.



Motor switches



Gangway tool (optional)



Intake



Manual filter shaking system (optional)



Cartridge filter (optional)



Exhaust air filter

## PRODUCT IDENTIFICATION

TYPE	REF. NO.	PIECES/PALLET
POWER WD 80.2 P	14301210001	8
POWER WD 80.2 I	14354010001	8

## TECHNICAL DATA

Max power rating	W	2500
Rated power (nominal power)	W	2200
Container capacity	l	80
Useful capacity	l	56
Useful dust bag capacity	l	19
Filtering surface	m <sup>2</sup>	0,4
Air flow rate	l/s	142
Vacuum	mbar	225
Sound level	db(A)	62
Power supply cable	m	10
Weight (without accessories)	Kg	18,2 (P) - 19,5 (I)
Dimensions	mm	620x1115x960

## STANDARD ACCESSORIES

TYPE	REF. NO.
Flexible hose 2,5 m	6010500
Suction tube "S"	2511600
Dry floor tool	6010000
Squeegee tool	6010011
Round brush	2511615
Crevice tool	2511610
Textile filter	6830000
Nylon protection filter	3001016

## OPTIONAL ACCESSORIES

TYPE	REF. NO.
PVC extension tube (0,5 m)	2512000
Antifoam device	6200150
Nylon filter (filtering surface 0,75 m <sup>2</sup> )	3001220
Cartridge filter (filtering surface 1,06 m <sup>2</sup> )	2512743
HEPA cartridge filter (filtering surface 1,06 m <sup>2</sup> )	2512744
Paper filter bag with cap l 19 x 10	6830030
Carpet brush	2512610
Oven filter (*)	6830005
Gangway tool	6103054
Manual filter shaking system	6895500

(\*) only for I version

# POWER WD 80.2 P/I TPT

## WET & DRY VACUUM CLEANERS

The biggest wet&dry vacuum cleaners all equipped with 2 powerful and high efficiency New Generation motors separately switchable. P version with impact resistant polipropylene tank. I with stainless steel container. Little weight and compact dimensions with high level performances. Exhaust air filter. TPT: container with tilting system mounted on a driving frame. Compact wheels in antishock plastic material. Nylon filter, spacer for plastic bag, cartridge filter, paper filter bag (optional).



Cable holder



Switch board



Manual filter shaking system (optional)



Cartridge filter (optional)



Container with tilting system



Exhaust air filter

## PRODUCT IDENTIFICATION

TYPE	REF. NO.	PIECES/PALLET
POWER WD 80.2 P TPT	14401210001	8
POWER WD 80.2 I TPT	14454010001	8

## TECHNICAL DATA

Max power rating	W	2500
Rated power (nominal power)	W	2200
Container capacity	l	80
Useful capacity	l	56
Useful dust bag capacity	l	19
Filtering surface	m <sup>2</sup>	0,4
Air flow rate	l/s	142
Vacuum	mbar	225
Sound level	db(A)	62
Power supply cable	m	10
Weight (without accessories)	Kg	19 (P) - 20,3 (I)
Dimensions	mm	610x520x920

## STANDARD ACCESSORIES

Ø 40

TYPE	REF. NO.
Flexible hose 2,5 m	6010500
Suction tube "S"	2511600
Dry floor tool	6010000
Squeegee tool	6010011
Round brush	2511615
Crevice tool	2511610
Textile filter	6830000
Nylon protection filter	3001016

## OPTIONAL ACCESSORIES

TYPE	REF. NO.
PVC extension tube (0,5 m)	2512000
Antifoam device	6200150
Nylon filter (filtering surface 0,75 m <sup>2</sup> )	3001220
Cartridge filter (filtering surface 1,06 m <sup>2</sup> )	2512743
HEPA cartridge filter (filtering surface 1,06 m <sup>2</sup> )	2512744
Paper filter bag with cap l 19 x 10	6830030
Carpet brush	2512610
Oven filter (*)	6830005
Gangway tool	6103054
Manual filter shaking system	6895500
Spacer for plastic bag	6102255
Set accessories Ø 50	5830022

(\*) only for I version

# POWER WD 80.2 I TMT

## WET & DRY VACUUM CLEANERS

Wet/dry vacuum cleaner equipped with driving frame and 2 powerful and high efficiency New Generation motors separately switchable. Stainless steel container. Equipped with new, robust metal trolley. Little weight and compact dimensions with high level performances. Exhaust air filter. TMT: container with tilting system mounted on a metal driving frame. Compact wheels in anti-shock plastic material. Nylon filter, spacer for plastic bag, cartridge filter, paper filter bag (optional).



Cable holder



Motor switches



Manual filter shaking system (optional)



Tilting system



Intake



Filter cage

## PRODUCT IDENTIFICATION

TYPE	REF. NO.	PIECES/PALLET
POWER WD 80.2 I TMT	14434010001	8

## TECHNICAL DATA

Max power rating	W	2500
Rated power (nominal power)	W	2200
Container capacity	l	80
Useful capacity	l	56
Useful dust bag capacity	l	19
Filtering surface	m <sup>2</sup>	0,4
Air flow rate	l/s	142
Vacuum	mbar	225
Sound level	db(A)	62
Power supply cable	m	10
Weight (without accessories)	Kg	20,3
Dimensions	mm	610x520x920

## STANDARD ACCESSORIES

TYPE	REF. NO.
Flexible hose 2,5 m	6010500
Suction tube "S"	2511600
Dry floor tool	6010000
Squeegee tool	6010011
Round brush	2511615
Crevice tool	2511610
Textile filter	6830000
Nylon protection filter	3001016

## OPTIONAL ACCESSORIES

TYPE	REF. NO.
PVC extension tube (0,5 m)	2512000
Antifoam device	6200150
Nylon filter (filtering surface 0,75 m <sup>2</sup> )	3001220
Cartridge filter (filtering surface 1,06 m <sup>2</sup> )	2512743
HEPA cartridge filter (filtering surface 1,06 m <sup>2</sup> )	2512744
Paper filter bag with cap l 19 x 10	6830030
Carpet brush	2512610
Oven filter	6830005
Gangway tool	6103064
Manual filter shaking system	6895500
Spacer for plastic bag	6102255
Set accessories Ø 50	5830022

# POWER WD 80.2 P CF

## WET & DRY VACUUM CLEANERS WITH INTEGRATED DISCHARGING PUMP

High efficiency, trolley mounted wet & dry vacuum unit, equipped with an integrated discharging pump for continuous suction/dumping. This unique machine's performances are very suitable for civil/emergency service, contract cleaners and fire brigades. Can be used also as a normal dry or wet & dry vacuum cleaner.



Filter cage

Discharging pump

Cartridge filter  
(optional)

Exhaust air filter

### PRODUCT IDENTIFICATION

TYPE	REF. NO.	PIECES/PALLET
POWER WD 80.2 P CF	14481210001	2

### TECHNICAL DATA

Max power rating	W	2500
Rated power (nominal power)	W	2200
Container capacity	l	80
Useful capacity	l	42
Air flow rate	l/s	142
Vacuum	mbar	225
Sound level	db(A)	62
Power supply cable	m	10
Weight (without accessories)	Kg	29
Dimensions	mm	620x1115x960
<b>DISCHARGING PUMP:</b>		
• Water flow	l/min	max 220
• Max power	W	370
• Lift performance		max 8 m (flow 20 l/min)

### STANDARD ACCESSORIES

Ø 40

TYPE	REF. NO.
Flexible hose 2,5 m	6010500
Suction tube "S"	2511600
Squeegee tool	6010011
Crevice tool	2511610
Nylon protection filter	3001009

### OPTIONAL ACCESSORIES

TYPE	REF. NO.
Cartridge filter (filtering surface 1,06 m <sup>2</sup> )	2512743
HEPA cartridge filter (filtering surface 1,06 m <sup>2</sup> )	2512744
Paper filter bag with cap l 19 x 10	6830030





# VACUUM CLEANERS

---

POWER TOOL



# POWER T WD 22 P EL

## WET & DRY VACUUM CLEANERS WITH POWER TOOLS CONNECTION

Professional wet/dry vacuum cleaner equipped with a powerful and high efficiency New Generation motor. Accessory holders and exhaust air filter. Standard, nylon filter and textile filter. Power outlet for electric tool (max power 2000 W). Manual or automatic on/off switch when working with power tools. Usable as wet/dry vacuum cleaner only with specific "on request" accessories.



Flexible hose for electric tool



Textile filter and nylon filter



Power outlet for electric tool



Front swivel castor wheels



Great dimensioned paper filter bag



Cartridge filter (optional)

### PRODUCT IDENTIFICATION

TYPE	REF. NO.	PIECES/PALLET
POWER T WD 22 P EL	15681210001	18

### TECHNICAL DATA

Max power rating	W	1250
Rated power (nominal power)	W	1100
Container capacity	l	22
Useful capacity	l	11
Useful dust bag capacity	l	7
Filtering surface	m <sup>2</sup>	0,19
Air flow rate	l/s	71
Vacuum	mbar	235
Sound level	db(A)	60
Power supply cable	m	10
Weight (without accessories)	Kg	8,7
Dimensions	mm	500x380x485

### STANDARD ACCESSORIES

TYPE	REF. NO.
Flexible hose Ø 29 - 5 m (EL)	6010540
Flexible hose 2,5 m	6010648
Chromed extension tube 0,5 m (*)	2511500
D 320 Dry floor tool	2511524
D 300 Squeegee tool	2511526
Upholstery tool	2511530
Round brush	2511540
Crevice tool	2511520
Textile filter	6656000
Nylon filter (filtering surface 0,20 m <sup>2</sup> )	20-701
Paper filter bag (l 7)	---

### OPTIONAL ACCESSORIES

TYPE	REF. NO.
Cartridge filter (filtering surface 0,4 m <sup>2</sup> )	2512745
HEPA cartridge filter (filtering surface 0,4 m <sup>2</sup> )	2512747
Paper filter bag l 7 x 10	6650030

(\*) 2 on standard equipment

# POWER T WD 36 P EL FD

## WET & DRY VACUUM CLEANERS WITH POWER TOOLS CONNECTION

Medium capacity wet/dry vacuum cleaner equipped with a powerful and high efficiency new Generation motor. Developed specially for fine dust vacuum standard nylon filter and textile filter. Accessory holders. Exhaust air filter. Power outlet for electric tool (max power 2000 W). Manual or automatic ON/OFF control for electric power tools. Usable as wet/ dry vacuum cleaner only with specific "on request" accessories.



Flexible hose for electric tool



Floating system



Great dimensioned paper filter bag



Textile filter and nylon filter



Power outlet for electric tool



Front swivel castor wheels



Cartridge filter

## PRODUCT IDENTIFICATION

TYPE	REF. NO.	PIECES/PALLET
POWER T WD 36 P EL FD	15701210001	12

## TECHNICAL DATA

Max power rating	W	1250
Rated power (nominal power)	W	1100
Container capacity	l	36
Useful capacity	l	25
Useful dust bag capacity	l	19
Filtering surface	m <sup>2</sup>	0,4
Air flow rate	l/s	71
Vacuum	mbar	235
Sound level	db(A)	60
Power supply cable	m	10
Weight (without accessories)	Kg	9
Dimensions	mm	500x380x685

## STANDARD ACCESSORIES

TYPE	REF. NO.
Flexible hose Ø 29 - 5 m (EL)	6010540
Flexible hose 2,5 m	6010500
Suction tube "S"	2511600
Dry floor tool	6010000
Squeegee tool	6010011
Round brush	2511615
Crevice tool	2511610
Paper filter bag (l 19)	---
Textile filter	6620000
Nylon filter (filtering surface 0,25 m <sup>2</sup> )	20702H

## OPTIONAL ACCESSORIES

TYPE	REF. NO.
PVC extension tube (0,5 m)	2512000
Carpet brush	2512610
Nylon filter (filtering surface 0,46 m <sup>2</sup> )	3001210
Cartridge filter (filtering surface 0,4 m <sup>2</sup> )	2512746
HEPA cartridge filter (filtering surface 0,4 m <sup>2</sup> )	2512748
Paper filter bag with cap l 19 x 10	6830030

# POWER T D 36 P/I EL

## DRY VACUUM CLEANERS WITH POWER TOOLS CONNECTION

Medium capacity dry vacuum cleaner equipped with a powerful and high efficiency New Generation motor. The I version is equipped with stainless steel container. Accessory holders. Exhaust air filter. Power outlet for electric tool (max power 2000 W). Manual or automatic ON/OFF control for electric power tools. Standard cartridge filter. Usable as wet/dry vacuum cleaner only with specific "on request" accessories.



Flexible hose for electric tool



Great dimensioned paper filter bag



Power outlet for electric tool



Front swivel castor wheels



Cartridge filter

## PRODUCT IDENTIFICATION

TYPE	REF. NO.	PIECES/PALLET
POWER T D 36 P EL	15721210001	12
POWER T D 36 I EL	15764010001	12

## TECHNICAL DATA

Max power rating	W	1250
Rated power (nominal power)	W	1100
Container capacity	l	36
Useful capacity	l	25
Useful dust bag capacity	l	19
Filtering surface	m <sup>2</sup>	0,4
Air flow rate	l/s	71
Vacuum	mbar	235
Sound level	db(A)	60
Power supply cable	m	10
Weight (without accessories)	Kg	9 (P) - 9,7 (I)
Dimensions	mm	500x380x685

## STANDARD ACCESSORIES

TYPE	REF. NO.
Flexible hose Ø 29 - 5 m (EL)	6010540
Flexible hose 2,5 m	6010500
Round brush	2511615
Crevice tool	2511610
Cartridge filter (filtering surface 0,4 m <sup>2</sup> )	2512746
Paper filter bag (l 19)	---

## OPTIONAL ACCESSORIES

TYPE	REF. NO.
PVC extension tube (0,5 m)	2512000
Carpet brush	2512610
Suction tube "S"	2511600
Dry floor tool	6010000
Squeegee tool	6010011
Floating system	6071000
Nylon filter (filtering surface 0,46 m <sup>2</sup> )	3001210
HEPA cartridge filter (filtering surface 0,4 m <sup>2</sup> )	2512748
Textile filter	6620000
Paper filter bag with cap l 19 x 10	6830030

# POWER T D 50 P EL

## DRY VACUUM CLEANERS WITH POWER TOOLS CONNECTION

Dry vacuum cleaner equipped with driving frame and a powerful and high efficiency New Generation motor. Large capacity and high installed electric power. Great suction power. Exhaust air filter. Driving frame in anti-shock plastic material with accessory holders. Manual or automatic ON/OFF control for electric power tools. Nylon filter and HEPA cartridge filter (optional). Standard cartridge filter. Usable as wet/dry vacuum cleaner only with specific "on request" accessories.



Flexible hose for electric tool



Cartridge filter



Paper filter bag



Intake

## PRODUCT IDENTIFICATION

TYPE	REF. NO.	PIECES/PALLET
POWER T D 50 P EL	15801210001	8

## TECHNICAL DATA

Max power rating	W	1450
Rated power (nominal power)	W	1350
Container capacity	l	50
Useful capacity	l	35
Useful dust bag capacity	l	19
Filtering surface	m <sup>2</sup>	0,4
Air flow rate	l/s	74
Vacuum	mbar	260
Sound level	db(A)	62
Power supply cable	m	10
Weight (without accessories)	Kg	12,5
Dimensions	mm	525x495x825

## STANDARD ACCESSORIES

TYPE	REF. NO.
Flexible hose Ø 29 - 5 m (EL)	6010540
Flexible hose 2,5 m	6010500
Round brush	2511615
Crevice tool	2511610
Cartridge filter (filtering surface 0,4 m <sup>2</sup> )	2512746
Paper filter bag (l 19)	---

## OPTIONAL ACCESSORIES

TYPE	REF. NO.
PVC extension tube (0,5 m)	2512000
Carpet brush	2512610
Suction tube "S"	2511600
Dry floor tool	6010000
Squeegee tool	6010011
Floating system	6055000
Nylon filter (filtering surface 0,62 m <sup>2</sup> )	3001225
HEPA cartridge filter (filtering surface 0,4 m <sup>2</sup> )	2512748
Textile filter	6730000
Paper filter bag with cap l 19 x 10	6830030

# POWER T D 36 P/I COMBI

DRY VACUUM CLEANERS WITH ELECTRIC AND PNEUMATIC TOOLS CONNECTION

Medium capacity dry vacuum cleaner, equipped with a powerful and high efficiency new generation motor; it can be used with electric and pneumatic hand tool. The I version is equipped with stainless steel container. Accessories holder. Exhaust air filter. Power outlet for electric tool (max power 2000 W). Power outlet for pneumatic tool, with working pressure between 2 and 10 bar. Manual or automatic ON/OFF switch for electric power tools. Standard paper filter bag and cartridge filter. Usable as wet/dry vacuum cleaner only with specific "on request" accessories.



Flexible hose for pneumatic and electric tool

Cartridge filter

Switch board

## PRODUCT IDENTIFICATION

TYPE	REF. NO.	PIECES/PALLET
POWER T D 36 P COMBI	15741210001	12
POWER T D 36 I COMBI	15784010001	12

## TECHNICAL DATA

Max power rating	W	1250
Rated power (nominal power)	W	1100
Container capacity	l	36
Useful capacity	l	25
Useful dust bag capacity	l	19
Filtering surface	m <sup>2</sup>	0,4
Air flow rate	l/s	71
Vacuum	mbar	235
Sound level	db(A)	60
Power supply cable	m	10
Weight (without accessories)	Kg	9,3 (P) - 10 (I)
Dimensions	mm	500x380x685

## STANDARD ACCESSORIES

TYPE	REF. NO.
Flexible hose Ø 29 - 5 m (COMBI)	6010545
Flexible hose 2,5 m	6010500
Round brush	2511615
Crevice tool	2511610
Cartridge filter (filtering surface 0,4 m <sup>2</sup> )	2512746
Paper filter bag (l 19)	---

## OPTIONAL ACCESSORIES

TYPE	REF. NO.
PVC extension tube (0,5 m)	2512000
Carpet brush	2512610
Suction tube "S"	2511600
Dry floor tool	6010000
Squeegee tool	6010011
Floating system	6071000
Nylon filter (filtering surface 0,46 m <sup>2</sup> )	3001210
HEPA cartridge filter (filtering surface 0,4 m <sup>2</sup> )	2512748
Textile filter	6620000
Paper filter bag with cap l 19 x 10	6830030
Flexible hose Ø 29 - 5 m (EL)	6010540

# POWER T D 50 P COMBI

## DRY VACUUM CLEANERS WITH ELECTRIC AND PNEUMATIC TOOLS CONNECTION

Dry vacuum cleaner with power outlet for electric and pneumatic tools connection. Dry vacuum cleaner equipped with driving frame and a powerful and high efficiency new generation motor. Large capacity and high installed electric power. Great suction power. Exhaust air filter. Driving frame in anti-shock plastic material with accessories holder. Manual or automatic ON/OFF switch for electric power tools. Nylon filter and HEPA cartridge filter (optional). Standard cartridge filter. Usable as wet/dry vacuum cleaner only with specific "on request" accessories.



Flexible hose for pneumatic and electric tool



Cartridge filter



Switch board

### PRODUCT IDENTIFICATION

TYPE	REF. NO.	PIECES/PALLET
POWER T D 50 P COMBI	15401210001	8

### TECHNICAL DATA

Max power rating	W	1450
Rated power (nominal power)	W	1350
Container capacity	l	50
Useful capacity	l	35
Useful dust bag capacity	l	19
Filtering surface	m <sup>2</sup>	0,4
Air flow rate	l/s	74
Vacuum	mbar	260
Sound level	db(A)	62
Power supply cable	m	10
Weight (without accessories)	Kg	12,8
Dimensions	mm	525x495x825

### STANDARD ACCESSORIES

TYPE	REF. NO.
Flexible hose Ø 29 - 5 m (COMBI)	6010545
Flexible hose 2,5 m	6010500
Round brush	2511615
Crevice tool	2511610
Cartridge filter (filtering surface 0,4 m <sup>2</sup> )	2512746
Paper filter bag (l 19)	---

### OPTIONAL ACCESSORIES

TYPE	REF. NO.
PVC extension tube (0,5 m)	2512000
Carpet brush	2512610
Suction tube "S"	2511600
Dry floor tool	6010000
Squeegee tool	6010011
Floating system	6055000
Nylon filter (filtering surface 0,62 m <sup>2</sup> )	3001225
HEPA cartridge filter (filtering surface 0,4 m <sup>2</sup> )	2512748
Textile filter	6730000
Paper filter bag with cap l 19 x 10	6830030
Flexible hose Ø 29 - 5 m (EL)	6010540





# VACUUM CLEANERS

PERFORMANCE DRY

CLASSIC LINE



# AS 7 P / I

## VERTICAL DRY VACUUM CLEANERS

Vacuums cleaners with powerful and high efficiency New Generation motors. The I version is equipped with stainless steel container. Power brush socket, Hepa cartridge filter in option, accessories holder and exhaust air filters makes them very useful and universal for many different applications. Energy efficiency class B.



Accessories holder    Inlet and outlet of motor cooling air    Paper filter bag    Filter cage and standard filter

### PRODUCT IDENTIFICATION

TYPE	REF. NO.	PIECES/PALLET
AS 7 P	16144010001	18
AS 7 I	16131210001	18

### TECHNICAL DATA

Max power rating	W	1300
Rated power (nominal power)	W	1200
Container capacity	l	22
Useful capacity	l	10
Useful dust bag capacity	l	7
Filtering surface	m <sup>2</sup>	0,11
Air flow rate	l/s	55
Vacuum	mbar	240
Sound level	db(A)	60
Power supply cable	m	10
Weight (without accessories)	Kg	8,5 (P) - 9,1 (I)
Dimensions	mm	500x380x485

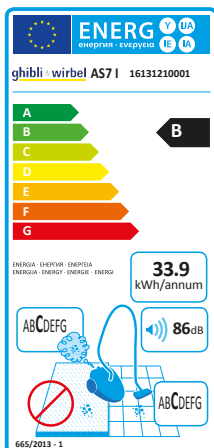
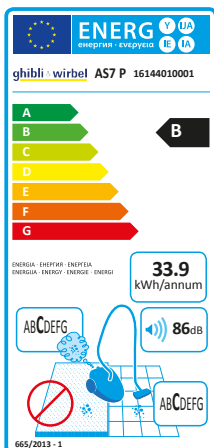
### STANDARD ACCESSORIES

TYPE	REF. NO.
Flexible hose 2,5 m	6010648
Chromed extension tube 0,5 m (*)	2511500
Dry floor tool D320	2511524
Upholstery tool	2511530
Crevice tool	2511520
Round brush	2511540
Paper filter bag	--
Textile filter	6610000

### OPTIONAL ACCESSORIES

TYPE	REF. NO.
Electric power brush (Ø 32 - L. 35 cm)	2512537
Oval brush	2512050
Cartridge filter (filtering surface 0,4 m <sup>2</sup> )	2512745
HEPA cartridge filter (filtering surface 0,4 m <sup>2</sup> )	2512747
Paper filter bag l 7 x 10	6650030
Nylon filter (Filtering surface 0,25 m <sup>2</sup> )	3001200
Fleece filter bag x 10	6614010

(\*) 2 on standard equipment



# T1

## BACKPACK DRY VACUUM CLEANER

Compact, light, manageable and powerful backpack vacuum cleaner. You wear it as a backpack. Your hands are free, it doesn't hamper movements and allows to work faster and more effectively and the job results lighter. Double filtration system (cartridge filter + paper filter bag). Exhaust air filter. Accessory holders. Motor thermal protection. Energy efficiency class C.



Filters



Floor tool RD 285



Additional safety filter



HEPA Cartridge filter (optional)



Fleece filter bag and textile filter



Shoulder straps + accessories holder



Light and manageable

## PRODUCT IDENTIFICATION

TYPE	REF. NO.	PIECES/PALLET
T1	15881210002	18

## TECHNICAL DATA

Max power rating	W	1450
Rated power (nominal power)	W	1350
Useful dust bag capacity	l	3,3
Filtering surface	m <sup>2</sup>	0,1+0,42 (Cartridge)
Air flow rate	l/s	51
Vacuum	mbar	290
Sound level	db(A)	60
Power supply cable	m	15
Weight (without accessories)	Kg	4,8
Dimensions	mm	240x240x495

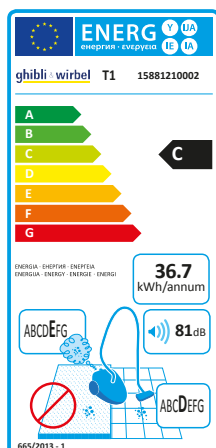
## STANDARD ACCESSORIES

Ø 32

TYPE	REF. NO.
Flexible hose 1,5 m	6010609
Telescopic tube alu	MK-022
Extension tube 0,5 m alu	01-341
RD 285 dry floor tool	2512594
D320 dry floor tool	2511523
Upholstery tool	856000101
Round brush	856000061
Crevice tool	856000071
Cartridge filter (Filtr. Surf. 0,42 m <sup>2</sup> )	2512749
Textile filter	6588010
Fleece filter bag	---
Paper filter bag	---

## OPTIONAL ACCESSORIES

TYPE	REF. NO.
HEPA cartridge filter (filt. surf. 0,42 m <sup>2</sup> )	2512751
Paper filter bag l 3,3 x 10	6588035
Fleece filter bag x 10	6588061
Cloth filter bag	6588011
KIT SAVE:	5588010
• Carpet brush	---
• Brush for hard surface	---
• Telescopic tube (max 1,35 m)	---



# T1 FLY

## BACKPACK DRY VACUUM CLEANER



Compact, light, manageable and powerful backpack vacuum cleaner. You wear it as a backpack. Your hands are free, it doesn't hamper movements and allows to work faster and more effectively and the job results lighter. Double filtration system (cartridge filter + paper filter bag). Exhaust air filter. Accessory holders. Motor thermal protection. T1 is now available in FLY version 115 V 400 Hz, which is specifically wired for On-Board Power Systems found on various Aircraft.



Filters



Floor tool RD 285



Additional safety filter



HEPA Cartridge filter (optional)



Fleece filter bag and textile filter



Shoulder straps + accessories holder



Light and manageable



Ideal for airplane cleaning

### PRODUCT IDENTIFICATION

TYPE	REF. NO.	PIECES/PALLET
T1 FLY	15861250002	18

### TECHNICAL DATA

Voltage-Frequency	V-Hz	115-400
Max power rating	W	650
Rated power (nominal power)	W	650
Useful dust bag capacity	l	3,3
Filtering surface	m <sup>2</sup>	0,1+0,42 (Cartridge)
Air flow rate	l/s	51
Vacuum	mbar	165
Sound level	db(A)	60
Power supply cable	m	15
Weight (without accessories)	Kg	4,8
Dimensions	mm	240x240x495

### STANDARD ACCESSORIES

TYPE	REF. NO.
Flexible hose 1,5 m	6010609
Telescopic tube alu	MK-022
Extension tube 0,5 m alu	01-341
RD 285 dry floor tool	2512594
D320 dry floor tool	2511523
Upholstery tool	856000101
Round brush	856000061
Crevice tool	856000071
Cartridge filter (Filtr. Surf. 0,42 m <sup>2</sup> )	2512749
Textile filter	6588010
Fleece filter bag	---
Paper filter bag	---

### OPTIONAL ACCESSORIES

TYPE	REF. NO.
HEPA cartridge filter (filt. surf. 0,42 m <sup>2</sup> )	2512751
Paper filter bag l 3,3 x 10	6588035
Fleece filter bag x 10	6588061
Cloth filter bag	6588011
KIT SAVE:	5588010
• Carpet brush	---
• Brush for hard surface	---
• Telescopic tube (max 1,35 m)	---

# T1 BC LITHIUM

## BACKPACK DRY VACUUM CLEANER WITH BATTERIES

Compact, light, manageable and powerful backpack vacuum cleaner. You wear it as a backpack. Your hands are free, it doesn't hamper movements and allows to work faster and more effectively and the job results lighter. Maximum protection and efficacy: (cartridge filter + fleece filter bag + exhaust air and motors protection filters). Accessory holders. Lithium batteries guarantee **up to 55 minutes working time and very fast charging time (around 1h)**. No "memory effect": the batteries can be charged at any time, even partially, without any risk of damage.



Chargers and battery



Filters



Floor tool RD 285



Additional safety filter



HEPA Cartridge filter (optional)



Fleece filter bag and textile filter



Shoulder straps + accessories holder



Light and manageable

### PRODUCT IDENTIFICATION

TYPE	REF. NO.	PIECES/PALLET
T1 BC LITHIUM	115881210119	18
BATTERY CHARGER 5A (2,5h charg.time)	7501193	---
BATTERY CHARGER 10A (1h charg.time) *	7501194	---
BATTERY KIT 280 Wh (up to 55 min. running time) *	7589041	---

### TECHNICAL DATA

Max power rating	W	330
Rated power (nominal power)	W	300
Useful dust bag capacity	l	3,3
Filtering surface	m <sup>2</sup>	0,1+0,42 (Cartridge)
Air flow rate	l/s	30
Vacuum	mbar	125
Sound level	db(A)	54
Weight (without accessories)	Kg	7,5
Dimensions	mm	240x240x600

### STANDARD ACCESSORIES

Ø 32

TYPE	REF. NO.
Flexible hose 1,5 m	6010609
Telescopic tube alu	MK-022
Extension tube 0,5 m alu	01-341
RD 285 dry floor tool	2512594
D320 dry floor tool	2511523
Upholstery tool	856000101
Round brush	856000061
Crevice tool	856000071
Cartridge filter (Filtr. Surf. 0,42 m <sup>2</sup> )	2512749
Textile filter	6588010
Fleece filter bag	---
Paper filter bag	---

### OPTIONAL ACCESSORIES

TYPE	REF. NO.
HEPA cartridge filter (filt. surf. 0,42 m <sup>2</sup> )	2512751
Paper filter bag l 3,3 x 10	6588035
Fleece filter bag x 10	6588061
Cloth filter bag	6588011
KIT SAVE:	5588010
• Carpet brush	---
• Brush for hard surface	---
• Telescopic tube (max 1,35 m)	---

(\*) on standard equipment

# AS 2

## HORIZONTAL DRY VACUUM CLEANERS

Entry model of professional vacuum cleaners. It is a great combination of power and manoeuvrability, sturdiness and lightness that makes this unit highly competitive. The use of the polypropylene and a new sounddampening system, allows the vacuum cleaner to be even more silent. AS 2 is provided with cable and accessory holders. Energy efficiency class: B.



New fixing system



Frontal outlet air exit



Cartridge filter



Intake



Paper filter bag



Handle

### PRODUCT IDENTIFICATION

TYPE	REF. NO.	PIECES/PALLET
AS 2	00-070-00GH	16

### TECHNICAL DATA

Max power rating	W	1100
Rated power (nominal power)	W	1000
Container capacity	l	15
Useful dust bag capacity	l	12
Filtering surface	m <sup>2</sup>	0,5
Air flow rate	l/s	45
Vacuum	mbar	230
Sound level	db(A)	62
Power supply cable	m	10
Weight (without accessories)	Kg	4,6
Dimensions	mm	390x340x290

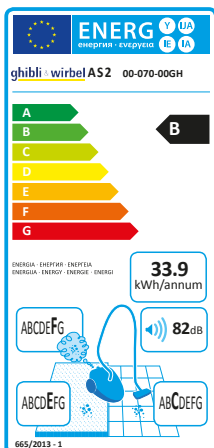
### STANDARD ACCESSORIES

TYPE	REF. NO.
Flexible hose 2,5 m	MK-024
Telescopic tube alu black	MK-022
Combi floor tool	2511538
Upholstery tool	856000101
Round brush	856000061
Crevice tool	01-325
Cartridge filter (filtering surface 0,43 m <sup>2</sup> )	MK-016
Paper filter bag	---

### Ø 32

### OPTIONAL ACCESSORIES

TYPE	REF. NO.
Telescopic plus tube (max 1,35 m)	2511926
Radiator brush	01-327
HEPA cartridge filter (Filtering surface 0,43 m <sup>2</sup> )	MK-041
Paper filter bag l 12 x 5	MK-042
Fleece filter bag x 5	6580010



# AS 5 EVO

## VERTICAL DRY VACUUM CLEANERS

The latest version of the compact, powerful, economical and handy model which has been the point of reference in the small dimensions professional suction. New handle, cable and accessories holding systems to guarantee maximum ease of use. Easy to remove and clean exhaust air filter. Two versions available: FT equipped with a textile filter (made of polyester) or FC equipped with a standard cartridge filter. Possibility to connect to an electric power brush. Equipped with a standard anti-shock bumper. Energy efficiency class: A.



New handle    New holding system for accessories and cable    Exhaust air filter    Cartridge filter (FC version)    Ecological paper filter bag    Chassis with castors    Polyester filter (FT version)    Electric power brush (optional)

### PRODUCT IDENTIFICATION

TYPE	REF. NO.	PIECES/PALLET
AS 5 EVO FC (cartridge filter)	15981210001	24
AS 5 EVO FT (textile filter)	15981210060	24

### TECHNICAL DATA

Max power rating	W	1050
Rated power (nominal power)	W	850
Container capacity	l	14
Useful capacity	l	7
Useful dust bag capacity	l	6
Filtering surface	m <sup>2</sup>	0,15 (FC) - 0,09 (FT)
Air flow rate	l/s	50
Vacuum	mbar	210
Sound level	db(A)	60
Power supply cable	m	10
Weight (without accessories)	Kg	6
Dimensions	mm	350x350x430

### STANDARD ACCESSORIES

Ø 32

TYPE	REF. NO.
Flexible hose 2,5 m	6010604
Extension tube 0,5 m alu (*)	01-341
D320 floor tool	2511523
Upholstery tool	856000101
Round brush	856000061
Crevice tool	856000071
Paper filter bag l 5	

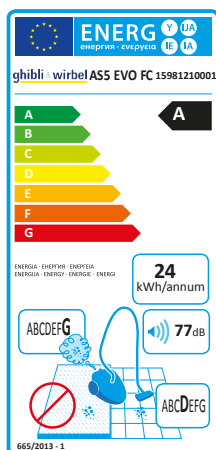
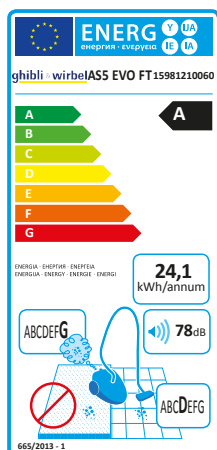
### OPTIONAL ACCESSORIES

TYPE	REF. NO.
Electric power brush (Ø 32 - 35 cm)	2512529
Cartridge filter (Filtering surface 0,29 m <sup>2</sup> ) (**)	2512702
HEPA Cartridge filter (Filtering surface 0,29 m <sup>2</sup> )	2512709
Combi floor tool	2511538
Paper filter bag l 5 x 10	6595030
Textile filter (***)	6595000
Fleece filter bag x 10	6596010

(\*) 2 on standard equipment

(\*\*) standard on mod. 15981210001

(\*\*\*) standard on mod. 15981210060



# AS 10 P / I

## DRY VACUUM CLEANER

Classic and strong, product super time proved. Possible connection with an electric power brush. HEPA Cartridge filter (optional). Energy efficiency class: B.



Floor tool      Ecological paper filter      HEPA Cartridge filter (optional)      Hook for power supply cable      Electric power brush (optional)

### PRODUCT IDENTIFICATION

TYPE	REF. NO.	PIECES/PALLET
AS 10 P	17051210001	18
AS 10 I	17021210001	18

### TECHNICAL DATA

Max power rating	W	1150
Rated power (nominal power)	W	1000
Container capacity	l	22
Useful capacity	l	10
Useful dust bag capacity	l	7
Filtering surface	m <sup>2</sup>	0,11
Air flow rate	l/s	53
Vacuum	mbar	190
Sound level	db(A)	62
Power supply cable	m	10
Weight (without accessories)	Kg	8,8 (P) / 9,4 (I)
Dimensions	mm	410x410x560

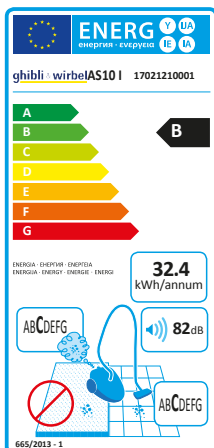
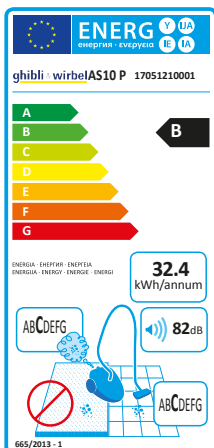
### STANDARD ACCESSORIES

TYPE	REF. NO.
Flexible hose 2,5 m	6010648
Chromed extension 0,5 m (*)	2511500
D320 floor tool	2511524
Crevice tool	2511520
Round brush	2511540
Upholstery tool	2511530
Textile filter	6610000
Paper filter bag	---

### OPTIONAL ACCESSORIES

TYPE	REF. NO.
Electric power brush (Ø 36 - L 40 cm)	2512530
Oval brush	2512050
HEPA Cartridge filter (Filtering surface 0,72 m <sup>2</sup> )	2512700
Paper filter bag l 7 x 10	6650030
Nylon filter (Filtering surface 0,25 m <sup>2</sup> )	3001200
Fleece filter bag x 10	6614010

(\*) 2 on standard equipment





# ASL 10 P / I

## WET/DRY VACUUM CLEANERS

Classic and strong machines supertime proved. Possible connection with an electrical power brush. HEPA cartridge filter and paper filter bag in option.



Floor tool

Squeegee tool

HEPA cartridge filter (optional)

Anti-foam device (optional)

Cage bag support with floater

Ecological paper filter bag (optional)

### PRODUCT IDENTIFICATION

TYPE	REF. NO.	PIECES/PALLET
ASL 10 P	17091210001	18
ASL 10 I	17071210001	18

### TECHNICAL DATA

Max power rating	W	1150
Rated power (nominal power)	W	1000
Container capacity	l	22
Useful capacity	l	6
Useful dust bag capacity	l	7
Filtering surface	m <sup>2</sup>	0,19
Air flow rate	l/s	53
Vacuum	mbar	190
Sound level	db(A)	62
Power supply cable	m	10
Weight (without accessories)	Kg	9,2 (P) / 9,8 (I)
Dimensions	mm	410x410x560

### STANDARD ACCESSORIES

Ø 36

TYPE	REF. NO.
Flexible hose 2,5 m	6010648
Chromed extension 0,5 m (*)	2511500
D320 dry floor tool	2511524
D300 squeegee tool	2511526
Upholstery tool	2511530
Round brush	2511540
Crevice tool	2511520
Textile filter	6656000

### OPTIONAL ACCESSORIES

TYPE	REF. NO.
Oval brush	2512050
Anti-foam device	6200150
HEPA Cartridge filter (Filtering surface 0,72 m <sup>2</sup> )	2512700
Nylon filter (Filtering surface 0,46 m <sup>2</sup> )	3001210
Paper filter bag l 7 x 10	6650030

(\*) 2 on standard equipment

# AS 27 P / IK

## WET/DRY VACUUM CLEANERS

Medium size wet/dry vacuum cleaner. The IK version is equipped with stainless steel container and an antistatic device. HEPA cartridge filter and paper filter bag are available as an optional.



Squeegee tool

Carpet tool (optional)

Nylon filter (optional)

HEPA Cartridge filter (optional)

Anti-foam device (optional)

Cage bag support with floater

### PRODUCT IDENTIFICATION

TYPE	REF. NO.	PIECES/PALLET
AS 27 P	17131210001	12
AS 27 IK	17111210011	12

### TECHNICAL DATA

Max power rating	W	1150
Rated power (nominal power)	W	1000
Container capacity	l	36
Useful capacity	l	25
Useful dust bag capacity	l	16
Filtering surface	m <sup>2</sup>	0,25
Air flow rate	l/s	53
Vacuum	mbar	190
Sound level	db(A)	62
Power supply cable	m	10
Weight (without accessories)	Kg	9,7 (P) / 10,4 (IK)
Dimensions	mm	410x410x760

### STANDARD ACCESSORIES

TYPE	REF. NO.
Flexible hose 2,5 m	6010500
Suction tube "S"	2511600
Dry floor tool	6010000
Squeegee tool	6010011
Round brush	2511615
Crevice tool	2511610
Textile filter	6620000

Ø 40

### OPTIONAL ACCESSORIES

TYPE	REF. NO.
PVC extension 0,5 m	2512000
Carpet tool	2512610
Anti-foam device	6200150
Nylon filter (Filtering surface 0,46 m <sup>2</sup> )	3001210
Paper filter bag l 16 x 10	6713030
Oven filter (*)	6620005
HEPA Cartridge filter (Filtering surface 1,47 m <sup>2</sup> )	2512710

(\*) only for IK model

# AS 27 IK HD

## WET/DRY VACUUM CLEANERS

A medium-size wet/dry vacuum cleaner equipped with a robust stainless steel container, a new metal trolley with 4 pivoting wheels featuring a large diameter (100 mm) to ensure the maximum transportability on every kind of surface. The standard equipment has been developed exclusively for the user: a crevice tool made of a special rubber, which doesn't leave marks (developed to avoid any damage caused by an impact or by stepping on it), a rubber curved tool with a brush and a 4 meters long flexible hose (to easily reach any area without the need to move the vacuum cleaner), an antistatic kit and a washable TNT filter. Ideal for automotive and carwash sector.



Nonwoven fabric filter



Special rubber curved tool with brush



Cable hook



Cage bag support with floater



Special rubber crevice tool + 4 m hose



New metal trolley



Antistatic device

### PRODUCT IDENTIFICATION

TYPE	REF. NO.	PIECES/PALLET
AS 27 IK HD	17141210001	12

### TECHNICAL DATA

Max power rating	W	1150
Rated power (nominal power)	W	1000
Container capacity	l	36
Useful capacity	l	25
Useful dust bag capacity	l	16
Filtering surface	m <sup>2</sup>	0,25
Air flow rate	l/s	53
Vacuum	mbar	190
Sound level	db(A)	62
Power supply cable	m	10
Weight (without accessories)	Kg	11,5
Dimensions	mm	495 495x810

### STANDARD ACCESSORIES

Ø 40

TYPE	REF. NO.
Flexible hose 4 m	6010514
Nonwoven fabric filter	6620020
Kit auto Ø 40:	6170045
• Special rubber crevice tool	2511611
• Special rubber curved tool	2511613
• Brush for curved tool	2511612

### OPTIONAL ACCESSORIES

TYPE	REF. NO.
Round brush	2511615
Crevice tool	2511610
Textile filter	6620000
Paper filter bag l 16 x 10	6713030
Kit Ø 40:	7500951
• Suction tube "S"	----
• Dry floor tool	----
• Squeegee tool	----

# AS 400 P / PD / IK

## WET/DRY VACUUM CLEANERS

Wet/dry vacuum cleaner with chassis equipped with wheels/castors; good capacity and great power. The PD version is equipped with a drain hose to empty the container (liquids). The IK version is equipped with stainless steel container and an antistatic device.



Gangway tool (optional)

Cage bag support with floater

Cable hook

Drain kit (PD)

Antistatic device (IK)

### PRODUCT IDENTIFICATION

TYPE	REF. NO.	PIECES/PALLET
AS 400 P	17251210001	8
AS 400 PD	17261210001	8
AS 400 IK	17281210011	8

### TECHNICAL DATA

Max power rating	W	1350
Rated power (nominal power)	W	1200
Container capacity	l	50
Useful capacity	l	35
Useful dust bag capacity	l	19
Filtering surface	m <sup>2</sup>	0,35
Air flow rate	l/s	58
Vacuum	mbar	210
Sound level	db(A)	63
Power supply cable	m	10
Weight (without accessories)	Kg	13 (P/PD) - 14 (IK)
Dimensions	mm	500x500x840

### STANDARD ACCESSORIES

TYPE	REF. NO.
Flexible hose 2,5 m	6010500
Suction tube "S"	2511600
Dry floor tool	6010000
Squeegee tool	6010011
Round brush	2511615
Crevice tool	2511610
Textile filter	6730000

### OPTIONAL ACCESSORIES

TYPE	REF. NO.
PVC extension tube 0,5 m	2512000
Carpet tool	2512610
Gangway tool	6103058
Anti-foam device	6200150
Nylon filter (Filtering surface 0,62 m <sup>2</sup> )	3001225
Paper filter bag with cap l 19 x 10	6830030
Cartridge filter (Filtering surface 1,63 m <sup>2</sup> )	2512715
Oven filter (*)	6730005

(\*) only for IK model

# AS 400 IK HD

## WET/DRY VACUUM CLEANERS

A wet/dry vacuum cleaner with a good capacity and a great power, equipped with a new metal trolley (4 pivoting wheels, Ø 100 mm) to ensure the maximum transportability on every kind of surface, a stainless steel tank and an antistatic kit. The standard accessories have been developed exclusively for the user: a crevice tool made of a special rubber, which doesn't leave marks (developed to avoid any damage caused by an impact or by stepping on it), a rubber curved tool with a brush and a 4 meters long flexible hose (to easily reach any area without the need to move the vacuum cleaner) and a washable nonwoven fabric filter. Ideal for automotive and carwash sector.



Nonwoven fabric filter



Special rubber curved tool with brush



Cable hook



Cage bag support with floater



Special rubber crevice tool + 4 m hose



New metal trolley



Antistatic device

## PRODUCT IDENTIFICATION

TYPE	REF. NO.	PIECES/PALLET
AS 400 IK HD	17401210001	8

## TECHNICAL DATA

Max power rating	W	1350
Rated power (nominal power)	W	1200
Container capacity	l	50
Useful capacity	l	35
Useful dust bag capacity	l	19
Filtering surface	m <sup>2</sup>	0,35
Air flow rate	l/s	58
Vacuum	mbar	210
Sound level	db(A)	63
Power supply cable	m	10
Weight (without accessories)	Kg	15
Dimensions	mm	590x590x790

## STANDARD ACCESSORIES

Ø 40

TYPE	REF. NO.
Flexible hose 4 m	6010514
Nonwoven fabric filter	6730015
Kit auto Ø 40:	6170045
• Special rubber crevice tool	2511611
• Special rubber curved tool	2511613
• Brush for curved tool	2511612

## OPTIONAL ACCESSORIES

TYPE	REF. NO.
Round brush	2511615
Crevice tool	2511610
Textile filter	6730000
Paper filter bag with cap l 19 x 10	6830030
Kit Ø 40:	7500951
• Suction tube "S"	----
• Dry floor tool	----
• Squeegee tool	----

# AS 59 P / IK

## WET/DRY VACUUM CLEANERS

Wet/dry vacuum cleaner with chassis equipped with wheels/castors; great capacity and performance. The IK version is equipped with stainless steel container and an antistatic device. Two motors separately switchable.



Antistatic device (IK)



Motor switches (IK)



Manual filter shaker (optional)



Cage bag support with floater



Paper filter bag with cap (optional)



Spacer for plastic bag (optional)

### PRODUCT IDENTIFICATION

TYPE	REF. NO.	PIECES/PALLET
AS 59 P	17761210001	8
AS 59 IK	17751210011	8

### TECHNICAL DATA

Max power rating	W	2300
Rated power (nominal power)	W	1900
Container capacity	l	80
Useful capacity	l	56
Useful dust bag capacity	l	19
Filtering surface	m <sup>2</sup>	0,4
Air flow rate	l/s	100
Vacuum	mbar	190
Sound level	db(A)	65
Power supply cable	m	10
Weight (without accessories)	Kg	20 (P) - 21,3 (IK)
Dimensions	mm	610x520x920

### STANDARD ACCESSORIES

TYPE	REF. NO.
Flexible hose 2,5 m	6010500
Suction tube "S"	2511600
Dry floor tool	6010000
Squeegee tool	6010011
Round brush	2511615
Crevice tool	2511610
Textile filter	6830000

### OPTIONAL ACCESSORIES

TYPE	REF. NO.
PVC extension tube 0,5 m	2512000
Carpet tool	2512610
Gangway tool	6103054
Spacer for plastic bag	6102255
Anti-foam device	6200150
Manual filter shaker	6895500
Nylon filter (Filtering surface 0,75 m <sup>2</sup> )	3001220
Cartridge filter (Filtering surface 1,06 m <sup>2</sup> )	2512743
HEPA Cartridge filter (Filtering surface 1,06 m <sup>2</sup> )	2512744
Paper filter bag with cap l 19 x10	6830030
Accessories set Ø 50	5830022
Oven filter (*)	6830005

(\*) only for IK model

# AS 59 IK D HD

## WET/DRY VACUUM CLEANERS

Wet/dry vacuum cleaner with a new metal trolley (4 tilting wheels , Ø 100 mm) to ensure the maximum transportability on every kind of surface. Equipped with two motors that can be controlled separately. A drain hose makes emptying the tank easy. The standard accessories have been developed exclusively for the user: a crevice tool made of a special rubber, which doesn't leave marks (developed to avoid any damage caused by an impact or by stepping on it), a rubber curved tool with a brush and a 4 meters long flexible hose (to easily reach any area without the need to move the vacuum cleaner), an antistatic kit and a washable nonwoven fabric filter.



Nonwoven fabric filter



Special rubber curved tool with brush



Motor switches



Cage bag support with floater



Special rubber crevice tool + 4 m hose



New metal trolley



Antistatic device

## PRODUCT IDENTIFICATION

TYPE	REF. NO.	PIECES/PALLET
AS 59 IK D HD	17781210001	8

## TECHNICAL DATA

Max power rating	W	2300
Rated power (nominal power)	W	1900
Container capacity	l	80
Useful capacity	l	56
Useful dust bag capacity	l	19
Filtering surface	m <sup>2</sup>	0,4
Air flow rate	l/s	100
Vacuum	mbar	190
Sound level	db(A)	65
Power supply cable	m	10
Weight (without accessories)	Kg	21
Dimensions	mm	630x630x885

## STANDARD ACCESSORIES

Ø 40

TYPE	REF. NO.
Flexible hose 4 m	6010514
Nonwoven fabric filter	6830015
Kit auto Ø 40:	6170045
• Special rubber crevice tool	2511611
• Special rubber curved tool	2511613
• Brush for curved tool	2511612

## OPTIONAL ACCESSORIES

TYPE	REF. NO.
Round brush	2511615
Crevice tool	2511610
Textile filter	6830000
Paper filter bag with cap l 19 x 10	6830030
Kit Ø 40:	7500951
• Suction tube "S"	----
• Dry floor tool	----
• Squeegee tool	----

# AS 590 P/IK-CBN

## WET/DRY VACUUM CLEANERS

Great capacity and powerful wet/dry vacuum cleaner with chassis equipped with wheels/casters. The IK version is equipped with stainless steel container and an antistatic device. Two motors separately switchable. The CBN version is equipped with container with tilting and locking system. Driving frame in anti-shock plastic material. Available in option cartridge filters M and HEPA class.



Squeegee tool



Tilting system



Manual filter shaker (optional)



Spacer for plastic bag (optional)



Paper filter bag with cap (optional)

### PRODUCT IDENTIFICATION

TYPE	REF. NO.	PIECES/PALLET
AS 590 P CBN	15351210001	8
AS 590 IK CBN	15281210011	8

### TECHNICAL DATA

Max power rating	W	2300
Rated power (nominal power)	W	1900
Container capacity	l	80
Useful capacity	l	56
Useful dust bag capacity	l	19
Filtering surface	m <sup>2</sup>	0,4
Air flow rate	l/s	100
Vacuum	mbar	190
Sound level	db(A)	65
Power supply cable	m	10
Weight (without accessories)	Kg	20,4 (P) - 21,3 (IK)
Dimensions	mm	610x520x920

### STANDARD ACCESSORIES

TYPE	REF. NO.
Flexible hose 2,5 m	6010500
Suction tube "S"	2511600
Dry floor tool	6010000
Squeegee tool	6010011
Round brush	2511615
Crevice tool	2511610
Textile filter	6830000

### Ø 40

### OPTIONAL ACCESSORIES

TYPE	REF. NO.
PVC extension tube 0,5 m	2512000
Carpet tool	2512610
Gangway tool	6103054
Spacer for plastic bag	6102255
Anti-foam device	6200150
Manual filter shaker	6895500
Nylon filter (Filtering surface 0,75 m <sup>2</sup> )	3001220
Cartridge filter (Filtering surface 1,06 m <sup>2</sup> )	2512743
HEPA Cartridge filter (Filtering surface 1,06 m <sup>2</sup> )	2512744
Paper filter bag with cap l 19 x10	6830030
Accessories set Ø 50	5830022
Oven filter (*)	6830005

(\*) only for IK model



# AS 590 IK CBM

## WET/DRY VACUUM CLEANERS

Wet/dry vacuum cleaner with chassis equipped with wheels/castors; great capacity. The AS 590 IK CBM version is equipped with stainless steel container and anantistatic device. Two motors separately switchable. The CBM version is equipped with container with tilting system. New, robust metal trolley. Paper filter bag with cap, nylon filter and spacer for plastic bag (optional). Standard and HEPA cartridge filter (optional).



Two motors switchable



Squeegee tool



Tilting system



Manual filter shaker (optional)



Spacer for plastic bag (optional)



Paper filter bag with cap (optional)

## PRODUCT IDENTIFICATION

TYPE	REF. NO.	PIECES/PALLET
AS 590 IK CBM	15271210011	8

## TECHNICAL DATA

Max power rating	W	2300
Rated power (nominal power)	W	1900
Container capacity	l	80
Useful capacity	l	56
Useful dust bag capacity	l	19
Filtering surface	m <sup>2</sup>	0,4
Air flow rate	l/s	100
Vacuum	mbar	190
Sound level	db(A)	65
Power supply cable	m	10
Weight (without accessories)	Kg	21,3
Dimensions	mm	610x520x920

## STANDARD ACCESSORIES

Ø 40

TYPE	REF. NO.
Flexible hose 2,5 m	6010500
Suction tube "S"	2511600
Dry floor tool	6010000
Squeegee tool	6010011
Round brush	2511615
Crevice tool	2511610
Textile filter	6830000

## OPTIONAL ACCESSORIES

TYPE	REF. NO.
PVC extension tube 0,5 m	2512000
Carpet tool	2512610
Gangway tool	6103064
Spacer for plastic bag	6102255
Anti-foam device	6200150
Manual filter shaker	6895500
Nylon filter (Filtering surface 0,75 m <sup>2</sup> )	3001220
Cartridge filter (Filtering surface 1,06 m <sup>2</sup> )	2512743
HEPA Cartridge filter (Filtering surface 1,06 m <sup>2</sup> )	2512744
Paper filter bag with cap l 19 x10	6830030
Accessories set Ø 50	5830022
Oven filter	6830005

# AS 60 P

## WET/DRY VACUUM CLEANERS

High performance wet/dry vacuum cleaner. Three motors separately or simultaneously switchable. Nylon filter and spacer for plastic bag (optional). Standard and HEPA cartridge filter (optional).



Three motors switchable



Manual filter shaker (optional)



Spacer for plastic bag (optional)



Gangway tool (optional)



Cage bag support with floater

### PRODUCT IDENTIFICATION

TYPE	REF. NO.	PIECES/PALLET
AS 60 P	18011210001	8

### TECHNICAL DATA

Max power rating	W	3450
Rated power (nominal power)	W	2900
Container capacity	l	80
Useful capacity	l	56
Useful dust bag capacity	l	19
Filtering surface	m <sup>2</sup>	0,4
Air flow rate	l/s	150
Vacuum	mbar	205
Sound level	db(A)	66,5
Power supply cable	m	10
Weight (without accessories)	Kg	24
Dimensions	mm	610x520x920

### STANDARD ACCESSORIES

TYPE	REF. NO.
Flexible hose 2,5 m	6010500
Suction tube "S"	2511600
Dry floor tool	6010000
Squeegee tool	6010011
Round brush	2511615
Crevice tool	2511610
Textile filter	6830000

### OPTIONAL ACCESSORIES

TYPE	REF. NO.
PVC extension tube 0,5 m	2512000
Carpet tool	2512610
Gangway tool	6103054
Nylon filter (Filtering surface 0,75 m <sup>2</sup> )	3001220
Spacer for plastic bag	6102255
Anti-foam device	6200150
Manual filter shaker	6895500
Cartridge filter (Filtering surface 1,06 m <sup>2</sup> )	2512743
HEPA Cartridge filter (Filtering surface 1,06 m <sup>2</sup> )	2512744
Paper filter bag with cap l 19 x10	6830030
Accessories set Ø 50	5830022

# AS 60 IK

## WET/DRY VACUUM CLEANERS

High performance wet/dry vacuum cleaner, with driving frame and stainless steel container. Equipped with an antistatic-kit. Three motors separately or simultaneously switchable. Nylon filter and spacer for plastic bag (optional). Standard and HEPA cartridge filter (optional). Accessories Ø 50 for the highest professional use.



Intake Ø 90



Adjustable wet tool



Gangway tool (optional)



Manual filter shaker (optional)



Spacer for plastic bag (optional)



Cage bag support with floater



## PRODUCT IDENTIFICATION

TYPE	REF. NO.	PIECES/PALLET
AS 60 IK	18001210011	8

## TECHNICAL DATA

Max power rating	W	3450
Rated power (nominal power)	W	2900
Container capacity	l	80
Useful capacity	l	56
Filtering surface	m <sup>2</sup>	0,4
Air flow rate	l/s	150
Vacuum	mbar	205
Sound level	db(A)	66,5
Power supply cable	m	10
Weight (without accessories)	Kg	25,2
Dimensions	mm	610x520x920

## STANDARD ACCESSORIES

TYPE	REF. NO.
Flexible hose 3 m	6010712
Curved extension tube ø 50	2511700
Adjustable wet floor tool 0,4 m	6010050
Interch. brush blades 0,4 m	2502915
Round brush	2511720
Crevice tool	2511730
Connection ø 50	2511710
Textile filter	6830000

## Ø 50

## OPTIONAL ACCESSORIES

TYPE	REF. NO.
Adjustable dry brush 0,40 m	6010052
Adjustable dry brush 0,50 m	6010062
Adjustable wet floor 0,50 m	6010060
PVC extension tube 0,5 m	2512021
Gangway tool	6103059
Spacer for plastic bag	6102256
Manual filter shaker	6895500
Nylon filter (Filtering surface 0,75 m <sup>2</sup> )	3001220

# AS 60 IK D HD

## WET/DRY VACUUM CLEANERS

Outstanding performances are shown by this wet/dry vacuum cleaner thanks to its three motors, with the possibility to use a single motor, two or even three motors at the same time. The new metal trolley (4 pivoting wheels, Ø 100 mm) allow the maximum transportability on every kind of surface and the drain hose system makes emptying the tank easy. In standard equipment, along with a washable nonwoven fabric filter (polyester), an antistatic kit included. The standard accessories have been developed exclusively for the user: a crevice tool made of a special rubber, which doesn't leave marks (developed to avoid any damage caused by an impact or by stepping on it), a rubber curved tool with a brush and a 4 meters long flexible hose to easily reach any area without the need to move the vacuum cleaner.



Nonwoven fabric filter



Special rubber curved tool with brush



Motor switches



Cage bag support with floater



Special rubber crevice tool + 4 m hose



New metal trolley

Antistatic device

### PRODUCT IDENTIFICATION

TYPE	REF. NO.	PIECES/PALLET
AS 60 IK D HD	18201210001	8

### TECHNICAL DATA

Max power rating	W	3450
Rated power (nominal power)	W	2900
Container capacity	l	80
Useful capacity	l	56
Useful dust bag capacity	l	19
Filtering surface	m <sup>2</sup>	0,4
Air flow rate	l/s	150
Vacuum	mbar	205
Sound level	db(A)	66,5
Power supply cable	m	10
Weight (without accessories)	Kg	24
Dimensions	mm	630x630x885

### STANDARD ACCESSORIES

TYPE	REF. NO.
Flexible hose 4 m	6010514
Nonwoven fabric filter	6830015
Kit auto Ø 40:	6170045
• Special rubber crevice tool	2511611
• Special rubber curved tool	2511613
• Brush for curved tool	2511612

### OPTIONAL ACCESSORIES

TYPE	REF. NO.
Round brush	2511615
Crevice tool	2511610
Textile filter	6830000
Paper filter bag with cap l 19 x 10	6830030
Kit Ø 40:	7500951
• Suction tube "S"	----
• Dry floor tool	----
• Squeegee tool	----

# AS 600 P CBN

## WET/DRY VACUUM CLEANERS

High performance wet/dry vacuum cleaner, with driving frame. Three motors separately or simultaneously switchable. CBN: container with tilting system. Nylon filter and spacer for plastic bag (optional). Standard and HEPA cartridge filter (optional). Practical handle for an easy tank tilting/draining.



Manual filter shaker (optional)



Tilting system



Spacer for plastic bag (optional)



Motor switches



Cage bag support with floater

## PRODUCT IDENTIFICATION

TYPE	REF. NO.	PIECES/PALLET
AS 600 P CBN	15611210001	8

## TECHNICAL DATA

Max power rating	W	3450
Rated power (nominal power)	W	2900
Container capacity	l	80
Useful capacity	l	56
Useful dust bag capacity	l	19
Filtering surface	m <sup>2</sup>	0,4
Air flow rate	l/s	150
Vacuum	mbar	205
Sound level	db(A)	66,5
Power supply cable	m	10
Weight (without accessories)	Kg	24,7
Dimensions	mm	610x520x920

## STANDARD ACCESSORIES

TYPE	REF. NO.
Flexible hose 2,5 m	6010500
Suction tube "S"	2511600
Dry floor tool	6010000
Squeegee tool	6010011
Round brush	2511615
Crevice tool	2511610
Textile filter	6830000

## OPTIONAL ACCESSORIES

TYPE	REF. NO.
PVC extension tube 0,5 m	2512000
Carpet tool	2512610
Gangway tool	6103054
Spacer for plastic bag	6102255
Anti-foam device	6200150
Manual filter shaker	6895500
Nylon filter (Filtering surface 0,75 m <sup>2</sup> )	3001220
Cartridge filter (Filtering surface 1,06 m <sup>2</sup> )	2512743
HEPA Cartridge filter (Filtering surface 1,06 m <sup>2</sup> )	2512744
Paper filter bag with cap l 19 x10	6830030
Accessories set Ø 50	5830022

# AS 600 IK CBN/CBM

## WET/DRY VACUUM CLEANERS

High performance wet/dry vacuum cleaner. Three motors separately or simultaneously switchable. The IK CBN and IK CBM versions are equipped with stainless steel container with tilting and, an antistatic device and gives the possibility to use Ø 90 accessories. The IK CBM version is equipped with new, robust metal trolley. Nylon filter and spacer for plastic bag (optional). Standard and HEPA cartridge filter (optional). Accessories Ø50 for the highest professional use. Practice handle for on easy tank tilting/draining.



Manual filter shaker (optional)



Tilting system CBM



Tilting system CBN



Spacer for plastic bag (optional)



Motor switches



Cage bag support with floater

### PRODUCT IDENTIFICATION

TYPE	REF. NO.	PIECES/PALLET
AS 600 IK CBN	15531210011	8
AS 600 IK CBM	15521210011	8

### TECHNICAL DATA

Max power rating	W	3450
Rated power (nominal power)	W	2900
Container capacity	l	80
Useful capacity	l	56
Filtering surface	m <sup>2</sup>	0,4
Air flow rate	l/s	150
Vacuum	mbar	205
Sound level	db(A)	66,5
Power supply cable	m	10
Weight (without accessories)	Kg	26
Dimensions	mm	610x520x920

### STANDARD ACCESSORIES

TYPE	REF. NO.
Flexible hose 3 m	6010712
Curved extension tube ø 50	2511700
Adjustable wet floor tool 0,4 m	6010050
Interch. brush blades 0,4 m	2502915
Round brush	2511720
Crevice tool	2511730
Connection ø 50	2511710
Textile filter	6830000

### Ø 50

### OPTIONAL ACCESSORIES

TYPE	REF. NO.
Adjustable dry brush 0,40 m	6010052
Adjustable dry brush 0,50 m	6010062
Adjustable wet floor 0,50 m	6010060
PVC extension tube 0,5 m	2512021
Gangway tool (for CBN trolley)	6103059
Gangway tool (for CBM trolley)	6103065
Spacer for plastic bag	6102256
Manual filter shaker	6895500
Nylon filter (Filtering surface 0,75 m <sup>2</sup> )	3001220

# INDUSTRIAL VACUUM CLEANERS

CLASSIC LINE

POWER InDust



# AS 30 IK

## INDUSTRIAL WET/DRY VACUUM CLEANERS SINGLE PHASE

Wet/dry vacuum cleaner with 2 motors, equipped with antistatic kit. The filtering system is made of a polyester filter + cartridge filter. Removable wet/dry container for maximum reliability. Accessories basket. Hepa cartridge filter as optional.



Paper filter bag with cap (optional)



Filter cleaning by closed unit



Cage bag support



Detachable stainless steel container



Cartridge filter



Polyester filter



Floating system and lid

### PRODUCT IDENTIFICATION

TYPE	REF. NO.	PIECES/PALLET
AS 30 IK	18951210011	1

### TECHNICAL DATA

Max power rating	W	2300
Rated power (nominal power)	W	1900
Container capacity	l	60
Useful capacity	l	40
Filtering surface	m <sup>2</sup>	0,4+1,06 (Cartridge filter)
Air flow rate	l/s	100
Vacuum	mbar	190
Sound level	db(A)	65
Power supply cable	m	10
Weight (without accessories)	Kg	45
Dimensions	mm	765x560x1280

### STANDARD ACCESSORIES

TYPE	REF. NO.
Flexible hose 2,5 m	6010500
Suction tube "S"	2511600
Dry floor tool	6010000
Squeegee tool	6010011
Round brush	2511615
Crevice tool	2511610
Cartridge filter (Filtering surface 1,06 m <sup>2</sup> )	2512743
Polyester filter (filtr. surf. 0,9 m <sup>2</sup> )	6895000

### OPTIONAL ACCESSORIES

TYPE	REF. NO.
HEPA Cartridge filter (Filtering surface 1,06 m <sup>2</sup> )	2512744
Paper filter bag with cap l 19 x 10	6830030



# AS 40 IK

## INDUSTRIAL WET/DRY VACUUM CLEANERS SINGLE PHASE

Wet/dry vacuum cleaner with 3 motors, equipped with antistatic kit. The filtering system is made of a polyester filter + cartridge filter. Removable wet/dry container for maximum reliability. Accessories basket. HEPA cartridge filter (optional).



Filter cleaning by closed unit



Cage bag support



Detachable stainless steel container



Cartridge filter



Polyester filter



Floating system and lid

### PRODUCT IDENTIFICATION

TYPE	REF. NO.	PIECES/PALLET
AS 40 IK	18961210011	1

### TECHNICAL DATA

Max power rating	W	3450
Rated power (nominal power)	W	2900
Container capacity	l	60
Useful capacity	l	40
Filtering surface	m <sup>2</sup>	0,4+1,06 (Cartridge filter)
Air flow rate	l/s	150
Vacuum	mbar	205
Sound level	db(A)	66,5
Power supply cable	m	10
Weight (without accessories)	Kg	49
Dimensions	mm	765x560x1280

### STANDARD ACCESSORIES

TYPE	REF. NO.
Flexible hose 3 m	6010712
Curved extension tube ø 50	2511700
Adjustable dry brush 0,40 m	6010052
Adjustable wet floor tool 0,40 m	6010050
Round brush	2511720
Crevice tool	2511730
Cartridge filter (Filtering surface 1,06 m <sup>2</sup> )	2512743
Polyester filter (filtr. surf. 0,9 m <sup>2</sup> )	6895000
Connection ø 50	2511710
Floating system and lid	6895250

### OPTIONAL ACCESSORIES

TYPE	REF. NO.
Adjustable dry brush 0,50 m	6010062
Adjustable wet floor 0,50 m	6010060
HEPA Cartridge filter (filt. surf. 1,06 m <sup>2</sup> )	2512744


# AS 40 KS/M

## INDUSTRIAL DRY VACUUM CLEANERS SINGLE PHASE

Vacuum cleaner with 3 motors. The filtering system is made of a polyester filter + cartridge filter. Manual filter shaking system. Removable dry container for maximum reliability. AS 40 KS is available in M filtration class.



Clogged filter pressure gauge



Conveyor in the tank



Vacuum cleaner with 3 motors



Manual filter shaking system



Practical basket holder for accessories



Detachable stainless steel container



Intake Ø 90 (AS 40 KS)



Intake Ø 50 (AS 40 KS M)

### PRODUCT IDENTIFICATION

TYPE	REF. NO.	PIECES/PALLET
AS 40 KS	18961210993	1
AS 40 KS M	18961210994	1

### TECHNICAL DATA

Max power rating	W	3450
Rated power (nominal power)	W	2900
Container capacity	l	60
Useful capacity	l	40
Filtering surface	m <sup>2</sup>	0,5+1,06 (Cartridge filter) - 0,5+2,10 (Cartridge filter) M
Air flow rate	l/s	150
Vacuum	mbar	205
Sound level	db(A)	66,5
Power supply cable	m	10
Weight (without accessories)	Kg	51
Dimensions	mm	765x560x1400

### STANDARD ACCESSORIES

TYPE	REF. NO.	Ø 50
Flexible hose 3 m (*)	6010712	
Flexible hose 3 m (**)	6010711	
Curved extension tube Ø 50	2511700	
Adjustable dry brush 0,40 m	6010052	
Round brush	2511720	
Crevice tool	2511730	
Cartridge filter (Filtering surface 1,06 m <sup>2</sup> ) (*)	2512743	
Cartridge filter (Filtering surface 2,10 m <sup>2</sup> ) (**)	2512076	
Textile filter for manual filter shaking system	6895510	
Connection Ø 50	2511710	
Manual filter shaking system	---	

### OPTIONAL ACCESSORIES

TYPE	REF. NO.
Adjustable dry brush 0,50 m	6010062
Flexible hose 3 m	6010711
Stainless steel dry and wet/dry thickener separator	1897006
Paper filter bag (**)	6830030

(\*) for AS 40 KS

(\*\*) for AS 40 KS M version



# POWER InDust 60 TP M/H

## INDUSTRIAL DRY VACUUM CLEANERS THREE PHASE

The POWER InDust 60 TP M/H vacuum cleaner features an electronically balanced, side channel turbine with the fan directly mounted on the crankshaft. The absence of transmission devices makes the suction unit not only silent and powerful, but it also allows continuous use (h 24) without any need for regular maintenance. The magneto-thermal motor protector, allows the turbine to operate properly in any condition. The vacuum gauge, thanks to a constant monitoring of the air depression level, is able to detect the level of clogging of filters or of other parts of the suction system. A large surface area (2 m<sup>2</sup>) and high filtration capacity pocket filter allows the dust to be retained while, at the same time, ensuring an excellent air quality output. In addition to that, the practical, manual filter shaker ensures an extremely long filter life, avoiding clogs, saturation and the reduction of the filtering capacity. The quick-release recovery container and the sturdy tray equipped with non-marking wheels make the vacuum cleaner extremely easy to use. POWER InDust 60 TP M/H is available in three phases version and M or H class certified versions.



Quiet and powerful



Pocket filter made of polyester



Filter clog check



Manual filter shaker



Sturdy trolley



A wide range of optional accessories

### PRODUCT IDENTIFICATION

TYPE	REF. NO.	PIECES/PALLET
POWER InDust 60 TP M	12158800011	1
POWER InDust 60 TP H	12158800021	1

### TECHNICAL DATA

Power	W	2200
Capacity	l	60
Filter	Polyester star filter M (Cartridge HEPA H)	
Filtering surface	m <sup>2</sup>	2 (M)/ 2,6 (H)
Filtration class	M-H	
Airflow max	l/s	92
Depression	mbar	180
Weight (without accessories)	Kg	80
Dimensions	mm	700x730x1700
Standard Accessories	Ø 50	

### STANDARD ACCESSORIES

Ø 50

TYPE	REF. NO.
Polyester star filter CLASS M (*)	3001234
CLASS HEPA/H Cartridge filter (**)	2512713
Polyester star filter CLASS L (**)	3001237

### OPTIONAL ACCESSORIES

TYPE	REF. NO.
Flexible hose 3 m	01-510
Adjustable dry brush	6010052
Adjustable dry brush 0,50 m	6010062
Curved extension tube Ø 50	2511700
Round brush	2511720
Crevice tool	2511730
Connection Ø 50	2501315
Flexible hose 3 m	6010711
Stainless steel dry and wet/dry thickener separator	1897006

(\*) for POWER InDust 60 TP M version

(\*\*) for POWER InDust 60 TP H version



# AZ 35 400 V

## INDUSTRIAL DRY VACUUM CLEANERS THREE PHASE

Large size industrial vacuum cleaner, silent and with a large filtration area. Three phase motor (Y = 400 V). Standard manual filter shaking system. Removable dry container for maximum reliability. Blower. Motor thermo-protection. Turbine safety valve.



Blower



Manual filter shaking system



Filtration system



Warning light



Turbine

### PRODUCT IDENTIFICATION

TYPE	REF. NO.	PIECES/PALLET
AZ 35 400 V	1911208010	1

### TECHNICAL DATA

Max power rating	W	3000-50 (Hz)/3600-60(Hz)
Rated power (nominal power)	W	3000-50 (Hz)/3600-60(Hz)
Container capacity	l	60
Useful capacity	l	45
Filtering surface	m <sup>2</sup>	0,3
Air flow rate	l/s	85
Vacuum	mbar	250
Sound level	db(A)	60
Power supply cable	m	10
Weight (without accessories)	Kg	100
Dimensions	mm	620x1115x960

### STANDARD ACCESSORIES

TYPE	REF. NO.
Flexible hose 3 m	6010711
Curved extension tube ø 50	2511700
Adjustable dry brush 0,40 m	6010052
Round brush	2511720
Crevice tool	2511730
Connection ø 50	2511710
Complete textile filter	6911005
Manual filter shaking system	---

### OPTIONAL ACCESSORIES

TYPE	REF. NO.
Adjustable dry brush 0,50 m	6010062
PVC extension tube 0,50 m	2512021
Accessories ø 40	5670022
Nylon filter (Filtering surface 0,6 m <sup>2</sup> )	20-703

# AZ 45 400 V

## INDUSTRIAL DRY VACUUM CLEANERS THREE PHASE

Large size industrial vacuum cleaner, silent and with a large filtration area. Three phase motor ( $\Delta = 230\text{ V} - Y = 400\text{ V}$ ). Standard manual filter shaking system. Removable dry container. Blower. Motor thermo-protection. Turbine safety valve.



Blower



Manual filter shaking system



Filtration system



Warning light



Turbine

### PRODUCT IDENTIFICATION

TYPE	REF. NO.	PIECES/PALLET
AZ 45 400 V	19121208001	1

### TECHNICAL DATA

Max power rating	W	5500
Rated power (nominal power)	W	5500
Container capacity	l	75
Useful capacity	l	55
Filtering surface	m <sup>2</sup>	0,3
Air flow rate	l/s	111
Vacuum	mbar	265
Sound level	db(A)	63
Power supply cable	m	10
Weight (without accessories)	Kg	160
Dimensions	mm	780x480x1100

### STANDARD ACCESSORIES

TYPE	REF. NO.
Flexible hose 3 m	6010712
Curved extension tube $\varnothing 50$	2511700
Adjustable dry tool 0,50 m	6010062
Round brush	2511720
Crevice tool	2511730
Connection $\varnothing 50$	2511710
Complete textile filter	6912000
Manual filter shaking system	---

### OPTIONAL ACCESSORIES

TYPE	REF. NO.
Adjustable dry brush 0,40 m	6010052
PVC extension tube 0,50 m	2512021
Filtro nylon (sup.filtr. 0,95 m <sup>2</sup> )	3001215



# ATEX INDUSTRIAL VACUUM CLEANERS

POWER InDust



# POWER InDust AX 20 SP/TP Z22



## ATEX CERTIFIED INDUSTRIAL VACUUM CLEANERS

The POWER InDust AX 20 SP Z22 vacuum cleaner features an ATEX22 II 3D certified side channel blower suction unit, with the fan directly connected to the crankshaft. The absence of transmission devices makes the suction unit not only silent and powerful, but it also allows continuous use (h 24) without any need for regular maintenance. Engine cooling is continually guaranteed by a vacuum limiter valve equipped with an anti-static safety filter. The vacuum gauge, thanks to a constant monitoring of the air depression level, is able to detect the level of clogging of filters or of other parts of the suction system. All the electrical components of the machine are explosion proof (EX). The high-efficiency (M antistatic class) and large surface (3 m<sup>2</sup>) filter can be easily cleaned in a semi-automatic way thanks to the shocking valve put on the filter chamber. The quick-release recovery container and the sturdy tray equipped with non-marking wheels make the vacuum cleaner extremely easy to use. Power InDust AX 20 SP Z22 is available in single-phase (SP) and three phases (TP) versions, with M class certification.



Quiet and powerful Shoking valve

Sturdy trolley



Filter clog check



Conical cartridge filter



ATEX Z22 II 3D certification



Wide range of anti-static accessories

## PRODUCT IDENTIFICATION

TYPE	REF. NO.	PIECES/PALLET
POWER InDust AX 20 SP Z22	12058800001	1
POWER InDust AX 20 TP Z22	12008800001	1

## TECHNICAL DATA

Power	W	1800
Capacity	l	20
Filter	Antistatic cartridge polyester filter	
Filtering surface	m <sup>2</sup>	3
Filtration class	M	
Air load on primary filter	m <sup>3</sup> /m <sup>2</sup> /h	83
Airflow max	l/s	69
Depression	mbar	180
Noise level	dB(A)	75
IP protection	IP	55 (SP)-65(TP)
ATEX Zone	22 - II 3 D	
Weight (without accessories)	Kg	64
Dimensions	mm	520x480x1200

## STANDARD ACCESSORIES

Ø 50

TYPE	REF. NO.
Antistatic conical cartridge filter CLASS M	2512716

## OPTIONAL ACCESSORIES

TYPE	REF. NO.
Antistatic accessories kit Ø 40	5200000
Connection Ø 40	2560901
Connection 50/40	2560902
Adapter	2511715
Antistatic flexible hose Ø 40	2511064
Conic nozzle Ø 40	2504714
Double curve Ø 40	2511716
Dry floor tool Ø 40	2512575





# POWER InDust AX 60 TP Z22



## ATEX CERTIFIED INDUSTRIAL VACUUM CLEANERS

The POWER InDust AX 60 TP Z22 vacuum cleaner features an ATEX22 II 3D certified side channel blower suction unit which is directly connected to the crankshaft. The absence of transmission devices makes the suction unit not only silent and powerful, but it also allows continuous use (h 24) without any need for regular maintenance. The magneto-thermal motor protector allows the turbine to operate properly in any condition. Engine cooling is continually guaranteed by a vacuum limiter valve equipped with an anti-static safety filter. The vacuum gauge, thanks to a constant monitoring of the air depression level, is able to detect the level of clogging of filters or of other parts of the suction system. All the electrical components of the machine are explosion proof (EX). The high-efficiency (M antistatic class) and large surface (2 m<sup>2</sup>) filtration filter can be easily cleaned thanks to the practical, manual filter shaker which is able to guarantee a very long filter life, avoiding clogs, saturation and the reduction of the filtering capacity. The quick-release recovery container and the sturdy tray equipped with non-marking wheels make the vacuum cleaner extremely easy to use. POWER InDust AX 60 TP Z22 is available in three phases version, with M class certified.



Quiet and powerful Sturdy trolley



Manual filter shaker



Great capacity



Filter clog check



Anti-static pocket filter made of polyester



ATEX Z22 II 3D certification



Wide range of anti-static accessories

## PRODUCT IDENTIFICATION

TYPE	REF. NO.	PIECES/PALLET
POWER InDust AX 60 TP Z22	12108800001	1

## TECHNICAL DATA

Power	W	3000
Capacity	l	60
Filter	Polyester antistatic star filter M	
Filtering surface	m <sup>2</sup>	2
Filtration class	M	
Air load on primary filter	m <sup>3</sup> /m <sup>2</sup> /h	150
Airflow max	l/s	83
Depression	mbar	190
Noise level	dB(A)	72
IP protection	IP	55
ATEX Zone	22 - II 3 D	
Weight (without accessories)	Kg	80
Dimensions	mm	580x600x1400

## STANDARD ACCESSORIES

TYPE	REF. NO.
Polyester antistatic star filter CLASS M	3001236

## OPTIONAL ACCESSORIES

TYPE	REF. NO.
Antistatic accessories kit Ø 50	5200001
Connection Ø 50	2560903
Adaptor Ø 80 / Ø 50	2501315
Antistatic flexible hose Ø 50	2511063
Conic nozzle Ø 50	2504713
Double curve Ø 50	2511717
Dry floor tool Ø 50	2512576





# HOUSEHOLD VACUUM CLEANERS

---

HOUSEHOLD



**BRICIOLO®**

PATENTED

**HOUSEHOLD VACUUM CLEANERS**

Domestic vacuum cleaner not only for the kitchen but also for small laboratories, shops, hobby rooms etc. ON/OFF foot-switch. Equipped with removable and washable bucket-bin (L 15) with footleverage system to open the cover. Equipped with paper filter bag and 20 plastic bags for the bin.



Easy access to the



Paper filter bag

Plastic bags for  
the bin

Jerky closing



ON/OFF foot-switch



Foot leverage system to open the cover

**PRODUCT IDENTIFICATION**

TYPE	REF. NO.	PIECES/PALLET
BRICIOLO®	15856410001	18

**TECHNICAL DATA**

Max power rating	W	1380
Rated power (nominal power)	W	1200
Useful dust bag capacity	l	3,5
Filtering surface	m <sup>2</sup>	0,11
Air flow rate	l/s	56
Vacuum	mbar	250
Sound level	db(A)	68
Power supply cable	m	1,5
Weight (without accessories)	Kg	6,5
Dimensions	mm	320x350x455

**STANDARD ACCESSORIES**

TYPE	REF. NO.
20 polyethylene bags	6585000
Paper filter bag	---

**OPTIONAL ACCESSORIES**

TYPE	REF. NO.
Paper filter bag l 3,5 x 10	6585005

# ACCESSORIES

## FOR VACUUM CLEANERS

---





## TEXTILE FILTERS

REF.NO.	DESCRIPTION
6656000	POWER WD 22, POWER T WD 22 P EL, ASL10
6620000	POWER WD 36, POWER T WD/D 36, AS27
6730000	POWER WD 50, POWER T D 50, AS400
6830000	POWER WD 80.2, AS59, AS590, AS60, AS600
6595000	AS5 EVO
6588010	T1
6610000	AS7, AS10
6895000	AS 30 IK, AS 40 IK
6895510	Textile filter for manual filter shaking system
3001234	POWER INDUST 60 TP M
3001237	POWER INDUST 60 TP H
6911005	AZ 35
6912000	AZ 45

## NYLON FILTERS

REF.NO.	DESCRIPTION
3001210	POWER WD 22-36, POWER T WD/D 36, ASL10, AS27
3001225	POWER WD 50, POWER TOOL D 50, AS400
3001220	POWER WD 80.2, AS59, AS590, AS60, AS600, AS30, AS40
20-701	POWER WD 22 P EL
20702H	POWER T WD 36 P EL FD
3001200	AS7, AS10
3001215	AZ 45
20-703	AZ 35

## CARTRIDGE FILTERS

REF.NO.	DESCRIPTION
2512750	POWER D 12
2512745	POWER WD 22, POWER T WD 22 P EL, AS7
2512746	POWER WD 36-50, POWER T WD/D 36 - D 50
2512743	POWER WD 80.2, AS59, AS590, AS60, AS600, AS30, AS40 KS
2512076	AS 40 KS M
2512749	T1
MK-016	AS2
2512702	AS5 EVO
2512715	AS400

## HEPA CARTRIDGE FILTERS

REF.NO.	DESCRIPTION
2512755	POWER D 12
2512747	POWER WD 22, POWER T WD 22 P EL
2512748	POWER WD 36-50, POWER T WD/D 36- D 50
2512744	POWER WD 80.2, AS59, AS590, AS60, AS600, AS30, AS40
2512713	POWER INDUST 60 TP H
2512751	T1
MK-041	AS2
2512709	AS5 EVO
2512700	AS10, ASL10
2512710	AS27

## PAPER FILTER BAGS

REF.NO.	DESCRIPTION
6582030	POWER D 12 (I 12 X 10)
6650030	POWER WD 22, POWER T WD 22 P EL, AS7, AS10, ASL10 (I 7 X 10)
6713030	POWER WD 36, AS27 (I 16 X 10)
6830030	POWER WD 50-80, POWER T WD/D 36 - D50, AS400, AS59, AS590, AS60 P, AS600 P CBN, AS30, AS 40 KS M
6588035	T1 (I 3,3 X 10)
MK-042	AS2 (I 12 X 5)
6595030	AS5 EVO (I 5 X 10)
6585005	BRICIOLO (I 3,5 X 10)



**FLEECE FILTER BAGS**

REF.NO.	DESCRIPTION
6580010	AS2 (X 5)
6596010	AS5 EVO (X 10)
6582035	POWER D 12 (X 10)
6614010	POWER WD 22, AS7, AS10, POWER EXTRA 7 (X 10)
6588061	T1 (X 10)

**NONWOVEN FABRIC FILTER**

REF.NO.	DESCRIPTION
6620020	Nonwoven fabric filter AS27 IK HD
6730015	Nonwoven fabric filter AS400 IK HD
6830015	Nonwoven fabric filter AS59 IK D HD, AS60 IK D HD

**CLOTH FILTER BAG**

REF.NO.	DESCRIPTION
6588011	T1

**ACCESSORIES Ø 32 MM**

REF.NO.	DESCRIPTION	
MK-024	Flexible hose 2,5 m	A
6010667	Flexible hose 2,5 m	B
6010604	Flexible hose 2,5 m	C
6010609	Flexible hose 1,5 m	D
MK-022	Telescopic tube alu black	E
2511926	Telescopic plus tube (max 1,35 m)	
2512015	Extension tube 0.5 m	
01-341	Extension tube 0,5 m alu	F
2511538	Combi floor tool	G
2511523	D320 floor tool	H
856000101	Upholstery tool	I
2512594	RD 285 dry floor tool	J
856000061	Round brush	K
01-327	Radiator brush	L
01-325	Crevice tool	M
856000071	Crevice tool	
5588010	KIT SAVE: carpet brush (1) 2511536 + brush for hard surface (2) 2511537 + telescopic tube (max 1,35 m) (3) 2511926	



**ACCESSORIES Ø 36 MM**

REF.NO.	DESCRIPTION	
6010648	Flexible hose 2,5 m	A
6010540	Flexible hose Ø 29 - 5 m (EL)	B
2511500	Chromed extension tube 0,5 m	C
2511524	D 320 Dry floor tool	D
2511526	D 300 Squeegee tool	E
2511530	Upholstery tool	F
2511540	Round brush	G
2511520	Crevice tool	H
2512050	Oval brush	I





### ACCESSORIES Ø 40 MM

REF.NO.	DESCRIPTION	
6010540	Flexible hose Ø 29 - 5 m (EL)	
6010545	Flexible hose Ø 29 - 5 m (COMBI)	
6010500	Flexible hose 2,5 m	A
6010505	Flexible hose 4 m	
2511600	Suction tube "S"	B
2512000	PVC extension tube (0,5 m)	C
6010000	Dry floor tool	D
6010011	Squeegee tool	E
2511615	Round brush	F
2511610	Crevice tool	G
2512610	Carpet brush	H
2511620	Connection 40/36	I
5670012	Set accessories Ø 40 (6010500 + 2511600 + 6010000 + 6010011 + 2511610 + 2511615)	
6170045	KIT AUTO: Special rubber crevice tool (1) 2511611 + Special rubber curved tool (2) 2511613 + Brush for curved tool (3) 2511612	J



### ACCESSORIES Ø 50 MM

REF.NO.	DESCRIPTION	
6010712	Flexible hose 3 m	A
6010711	Flexible hose 3 m	A
2511700	Curved extension tube ø 50	B
2512021	PVC extension tube 0,5 m	C
6010050	Adjustable wet floor tool 0,4 m	D
6010052	Adjustable dry brush 0,40 m	
6010060	Adjustable wet floor 0,50 m	E
6010062	Adjustable dry brush 0,50 m	
2511710	Connection ø 50	
2511720	Round brush	G
2511730	Crevice tool	H
5830022	Set accessories Ø 50 (6010711 + 2511700 + 2511720 + 2511730 + 6010050 + 2511710)	
2501315	Connection Ø 80/50	



### ELECTRIC POWER BRUSH

REF.NO.	DESCRIPTION
2512529	Electric power brush (Ø 32 - L35 cm) AS5
2512537	Electric power brush (Ø 32 - L 35 cm) POWER D 12, AS7
2512530	Electric power brush (Ø 36 - L 40 cm) AS10






**OTHER ACCESSORIES**

REF.NO.	DESCRIPTION
6895500	Manual filter shaker
6895510	Textile filter for manual filter shaking system
6103058	Gangway tool POWER WD 50, AS400
6103054	Gangway tool POWER WD 80.2 P/I / - P/I TPT, AS590, AS59, AS60, AS600 P CBN
6103059	Gangway tool AS600/AS 60 IK
6103064	Gangway tool (for CBM trolley) Ø 50, POWER WD 80.2 I TMT
6103065	Gangway tool (for CBM trolley) Ø 90
6200150	Antifoam device
6010313	Discharge hose for inox tank
6010314	Discharge hose for plastic tank
6102255	58 l - Ø 50
6102256	Spacer for plastic bag 58 l - Ø 90



**BAKING OVEN SET Ø 40 MM**

REF.NO.	DESCRIPTION	
7500903	Complete set (from A to G)	
6010553	Flexible metal/ceramic hose 3 m	A
2511991	Extension aluminium tube, insulated 1 m	B
2511992	Extension aluminium tube, half-insulated 1 m	C
2511995	Extension aluminium tube without insulation 1 m	D
01-451	Oven nozzle with Teflon	E
7500912	Antistatic device	F
6201403	Complete oven cuff	G
6620005	Oven filter POWER WD 36 I, AS 27	
6730005	Oven filter POWER WD 50 I, AS 400	
6830005	Oven filter POWER WD 80.2 I, AS 590	



**STAINLESS STEEL ACCESSORIES Ø 40 MM**

REF.NO.	DESCRIPTION	
2511630	Crevice tool L.605	A
2511631	45° Cut tool L.605	B
2511632	45° Cut tool L.305	C
2511633	Crevice tool L.305	D



### DRY AND WET/DRY SEPARATOR - SETTLER

REF.NO.	DESCRIPTION	
19020600001	(*) Stainless steel dry thickener separator	
1897006	(*) Stainless steel dry and wet/dry thickener separator	
1897007	(*) Plastic dry and wet/dry thickener separator on trolley	
6010500	Complete flexible hose 2,5 m	A
2512090	Tool holder	B
6010200	Hose for cleaning burners 1 m	C
6010210	Hose for cleaning burners tube 0,5 m	D
6010500	For mod. 19020600001 For units with Ø 50 intake	
6010711	For mod. 1897006 e 1897007 - For units with Ø 50 intake	
6010712	For units with Ø 90 intake	



## ACCESSORIES FOR ATEX VACUUM CLEANERS

### ACCESSORIES FOR ATEX VACUUM CLEANERS

REF.NO.	DESCRIPTION
<b>FILTERS</b>	
2512716	Antistatic conical cartridge filter CLASS M (POWER InDust AX 20 SP/TP Z22)
3001236	Polyester antistatic star filter CLASS M (POWER InDust AX 60 TP Z22)

#### POWER INDUST AX 20 SP/TP Z22

5200000	Antistatic accessories kit Ø 40
2560901	Connection Ø 40
2560902	Connection 50/40
2511715	Connection
2511064	Antistatic flexible hose Ø 40
2504714	Conic nozzle Ø 40
2511716	Double curve Ø 40
2512575	Dry floor tool Ø 40

#### POWER INDUST AX 60 TP Z22

5200001	Antistatic accessories kit Ø 50
2560903	Connection Ø 50
2501315	Connection Ø 50
2511063	Antistatic flexible hose Ø 50
2504713	Conic nozzle Ø 50
2511717	Double curve Ø 50
2512576	Dry floor tool Ø 50



# SPRAY-EXTRACTION CLEANERS

CLASSIC LINE

POWER EXTRA



# M 26

## SPRAY-EXTRACTION CLEANERS

Spray-extraction cleaner mounted on driving frame. Stainless steel container. The CEME version is equipped with a powerful pump of 60 W, spray rate 4,25 l/min, spray pressure 6 bar. The ULKA version is equipped with a powerful pump of 28 W, spray rate 0,95 l/min, spray pressure 4 bar. Pump thermo-protection. Separated pump control. Standard drain system. AUTO version (specific for automotive and carwash sector) is equipped only with hand nozzle and 6 m spray-ex hose Ø 40.



Floor spray-ex alu tool (optional)



Hand spray-ex tool



Quick connection



Drain system



Cleaning solution tank



Floor tool



Ideal for every type of textile surface

### PRODUCT IDENTIFICATION

TYPE	REF. NO.	PIECES/PALLET
M 26 I ULKA pump	19131210005	8
M 26 I CEME pump	19131212002	8
M 26 I Auto CEME pump	19131210191	8

### TECHNICAL DATA

Max power rating	W	2300
Rated power (nominal power)	W	1900
Cleaning solution tank	l	12
Useful capacity for dirty water	l	56
Air flow rate	l/s	100
Vacuum	mbar	190
Sound level	dbA	65
Power supply cable	m	10
Weight (without accessories)	Kg	24,5
Dimensions	mm	610x540x920

### STANDARD ACCESSORIES

TYPE	REF. NO.
Flexible hose 3 m (***)	6493150
Flexible hose 6 m (*)	6493151
Hand spray-ex tool	7180074
Spray-ex floor tool with "S" tube (**)	6935730

### OPTIONAL ACCESSORIES

TYPE	REF. NO.
Floor spray-ex alu tool	7180089

(\*) only for ULKA and Auto CEME versions

(\*\*) only for ULKA and CEME versions

(\*\*\*) only for CEME version

# POWER EXTRA 7 P/I/I AUTO

## SPRAY-EXTRACTION CLEANERS

Compact model to clean, wash and dry every type of textile surface. The I version is equipped with stainless steel container. The Auto version is equipped with spray-ex upholstery tool and above all a 6 m spray-ex hose (Ø 40) to clean without any effort the car interiors (even the less accessible areas). Equipped with a powerful pump: 28 W, water spray rate 0,95 l/min, pressure 4 bar 7 liters solution tank capacity (removable solution tank). Separated pump control.



Hand spray-ex tool (standard for Auto version)

Switch board

Ideal for every type of textile surface

Quick connection

Removable solution tank

## PRODUCT IDENTIFICATION

TYPE	REF. NO.	PIECES/PALLET
POWER EXTRA 7 P	16221210001	18
POWER EXTRA 7 I	16244010001	18
POWER EXTRA 7 I Auto	16254010001	18

## TECHNICAL DATA

Max power rating	W	1250
Rated power (nominal power)	W	1100
Cleaning solution tank	l	7
Useful capacity for dirty water	l	11
Air flow rate	l/s	71
Vacuum	mbar	235
Pressure	bar	4
Sound level	dbA	60
Power supply cable	m	10
Weight (without accessories)	Kg	11
Dimensions	mm	500x380x485

## STANDARD ACCESSORIES

Ø 36

TYPE	REF. NO.
Flexible hose 2,5 m	6010632
Integrated suction tube 0,5 m (*)	2511485
Spray-ex floor tool Ø36	6010692
Hand spray-ex tool Ø36	6010695
Funnel Ø8	2001814
Flexible hose 6 m (**)	6493151
Hand spray-ex tool Ø40 (**)	7180074

## OPTIONAL ACCESSORIES

TYPE	REF. NO.
Flexible hose	6010650
Suction tube 0,5 m	2511500
Round brush	2511540
Crevice tool	2511520
Upholstery tool	2511530
D320 dry floor tool	2511524
D300 squeegee tool	2511526
Cartridge filter (Filt. surf. 0,4 m <sup>2</sup> )	2512745
HEPA Cartridge filter (Filt. surf. 0,4 m <sup>2</sup> )	2512747
Textile filter	6656000
Paper filter bag 17 x 10	6650030
Floor spray-ex alu tool (**)	7180089
Fleece filter bag x 10	6614010

(\*) 2 on standard equipment

(\*\*) only for I AUTO version (Ø 40)

# POWER EXTRA 11 I/I AUTO

## SPRAY-EXTRACTION CLEANERS

Despite the small size, Power Extra 11 is able to achieve the performance of a bigger professional machine. Ideal for the automotive sector and to clean every type of textile and moquette surface. The standard version consists of a 3m hose (Ø 40), the sprayex upholstery tool and the spray ex floor tool. The Auto version is equipped with spray-ex upholstery tools and above all with the 6 m spray-ex hose; perfect for the car interiors and for every hard to reach area. Equipped with a powerful pump (48 W), water spray rate 1,1 l/ min, pressure 7 bar 11 liters solution tank, easy to fill thanks to the filling port 12 liter recovery tank. Power Extra 11 can be easily drained either using the practical drain hose or removing the whole tank and emptying it. Separated pump control.



Hand spray-ex tool



Spray-ex floor tool



Spray-ex floor alu tool (optional)



Large and robust filling port



Nylon protection filter



Practical and easy to use



Ideal for every type of textile surface

## PRODUCT IDENTIFICATION

TYPE	REF. NO.	PIECES/PALLET
POWER EXTRA 11 I	14754010001	12
POWER EXTRA 11 I Auto	14764010001	12

## TECHNICAL DATA

Max power rating	W	1250
Rated power (nominal power)	W	1100
Cleaning solution tank	l	11
Useful capacity for dirty water	l	12
Air flow rate	l/s	71
Vacuum	mbar	235
Pressure	bar	7
Sound level	dbA	60
Power supply cable	m	10
Weight (without accessories)	Kg	16,5
Dimensions	mm	890x420x550

## STANDARD ACCESSORIES

TYPE	REF. NO.	Ø 40
Hand spray-ex tool Ø 40	7180074	
Flexible hose 3 m (*)	6493150	
Spray-ex floor tool Ø 40 (*)	6935730	
Flexible hose 6 m (**)	6493151	
Nylon protection filter	3001009	

## OPTIONAL ACCESSORIES

TYPE	REF. NO.
Spray-ex floor alu tool	7180089

(\*) for Power Extra 11 I version

(\*\*) for Power Extra 11 I Auto version

# POWER EXTRA 21 I/I AUTO

## SPRAY-EXTRACTION CLEANERS

Professional high level spray extractor cleaners. Power Extra 21 combines the high tank capacity with top level power and performance. The standard version consists of a 3 m hose (Ø 40), the spray-ex upholstery tool and the spray ex floor tool. The Auto version is equipped with spray-ex upholstery tool and above all with the 6 m spray-ex hose; perfect for the car interiors and for every hard to reach area. Equipped with a powerful pump (48 W), water spray rate 1,1 l/min, pressure 7 bar 21 liters solution tank, easy to fill thanks to the filling port. 22 liter recovery tank. Power Extra 21 can be easily drained either using the practical drain hose or removing the whole tank and emptying it. Separated pump control.



Hand spray-ex tool



Spray-ex floor tool



Spray-ex floor alu tool (optional)



Large and robust filling port



Nylon protection filter



Practical and easy to use



Ideal for every type of textile surface

## PRODUCT IDENTIFICATION

TYPE	REF. NO.	PIECES/PALLET
POWER EXTRA 21 I	14624010001	6
POWER EXTRA 21 I Auto	14634010001	6

## TECHNICAL DATA

Max power rating	W	1250
Rated power (nominal power)	W	1100
Cleaning solution tank	l	21
Useful capacity for dirty water	l	22
Air flow rate	l/s	71
Vacuum	mbar	235
Pressure	bar	7
Sound level	dbA	60
Power supply cable	m	10
Weight (without accessories)	Kg	18,5
Dimensions	mm	900x530x520

## STANDARD ACCESSORIES

TYPE	REF. NO.
Hand spray-ex tool Ø 40	7180074
Flexible hose 3 m (*)	6493150
Spray-ex floor tool Ø 40 (*)	6935730
Flexible hose 6 m (**)	6493151
Nylon protection filter	3001016

## OPTIONAL ACCESSORIES

TYPE	REF. NO.
Spray-ex floor alu tool	7180089

(\*) for Power Extra 21 I version

(\*\*) for Power Extra 21 I Auto version

# POWER EXTRA 31 I

## SPRAY-EXTRACTION CLEANERS

Power Extra 31 is the top model of the range, suitable for every kind of application and cleaning task. Versatility and max performance (twin vac motors), declined and diversified in three versions, all with the classic stainless steel tanks. The standard version consists of a 3 m hose (Ø 40), the spray ex upholstery tool and the spray ex floor tool; this model is available either with the standard Ulka pump (48 W power, 1,1 l/min water spray rate, 7 bar pressure) or with the Ceme one (60 W power, 4,5 l/min water spray rate, 6 bar pressure). The Auto version (equipped with Ceme pump too) comes with spray-ex upholstery tool and above all with the 6 m spray-ex hose, perfect for the car interiors and for every hard to reach areas. 31 liters solution tank, easy to fill thanks to the filling port. 32 liter recovery tank, it can be easily drained either using the practical drain hose or removing the whole tank and emptying it. Separated pump control.



Hand spray-ex tool



Spray-ex floor tool



Spray-ex floor alu tool (optional)



Large and robust filling port



Nylon protection filter



Practical and easy to use



Ideal for every type of textile surface

## PRODUCT IDENTIFICATION

TYPE	REF. NO.	PIECES/PALLET
POWER EXTRA 31 I ULKA	14524010002	4
POWER EXTRA 31 I CEME	14524010001	4
POWER EXTRA 31 I Auto CEME	14534010001	4

## TECHNICAL DATA

Max power rating	W	2500
Rated power (nominal power)	W	2200
Cleaning solution tank	l	31
Useful capacity for dirty water	l	32
Air flow rate	l/s	142
Vacuum	mbar	225
Pressure	bar	7 (ULKA)/6 (CEME)
Sound level	dbA	82
Power supply cable	m	10
Weight (without accessories)	Kg	26,5
Dimensions	mm	960x630x550

## STANDARD ACCESSORIES

TYPE	REF. NO.
Hand spray-ex tool Ø 40	7180074
Flexible hose 3 m (*)	6493150
Spray-ex floor tool Ø 40 (*)	6935730
Flexible hose 6 m (**)	6493151
Nylon protection filter	3001016

## OPTIONAL ACCESSORIES

TYPE	REF. NO.
Spray-ex floor alu tool	7180089

(\*) for Power Extra 31 I Ulka / Ceme version

(\*\*) for power Extra 31 I Auto Ceme version



# ACCESSORIES

FOR SPRAY-EXTRACTION CLEANERS

---





### ACCESSORIES Ø 36

REF.NO.	DESCRIPTION	TYPE
6010632	Flexible hose 1,7 m	POWER EXTRA 7 P / I
2511485	Integrated suction tube 0,5 m	POWER EXTRA 7 P / I
6010692	Spray-ex floor tool Ø 36	POWER EXTRA 7 P / I
6010695	Hand spray-ex tool Ø 36	POWER EXTRA 7 P / I



### ACCESSORIES Ø 40

REF.NO.	DESCRIPTION	TYPE
6493150	Flexible hose 3 m	POWER EXTRA 11-21 I, POWER EXTRA 31 I ULKA - I CEME, M26 CEME
6493151	Flexible hose 6 m	POWER EXTRA 7-11-21-31 I Auto, M26 ULKA - Auto CEME
6935730	Spray-ex floor tool Ø 40	POWER EXTRA 11-21 I, POWER EXTRA 31 I ULKA - I CEME, M26 ULKA - CEME
7180074	Hand spray-ex tool	M26, POWER EXTRA 7 I Auto, POWER EXTRA 11-21-31
7180089	Floor spray-ex alu tool	POWER EXTRA 7 I Auto, POWER EXTRA 11-21-31, M26



### FILTERS

REF.NO.	DESCRIPTION	TYPE
3001009	Nylon protection filter	POWER EXTRA 11
3001016	Nylon protection filter	POWER EXTRA 21-31

# STEAM GENERATORS

---

POWER STEAM



# POWER STEAM 5.3 MP/5.3 MI

## STEAM GENERATORS

Steam generator model with manual (internal) water recharge. In addition to the well-known Ghibli & Wirbel suction power, those new models are also featuring high-performance boilers: 3.8 l capacity, (low porosity, higher resistance to limestone) 1500 W plated stainless steel double resistance and a 5 bar operating pressure. The machine can be used up to 75 minutes non-stop and it only takes 15 minutes to recharge it. Powerful 1250 W vac motor and wide range of standard and optional accessories. Available in both plastic and stainless steel versions. Start-and-go machines easy to use, ensuring at the same time the best cleaning results in complete safety and comfort.



Warning lights



Plug connection to boiler



Boiler



Resistances



Safety valve



Operating handle with double protection against steam emissions



Double filter motor protection

## PRODUCT IDENTIFICATION

TYPE	REF. NO.	PIECES/PALLET
POWER STEAM 5.3 MP	14011210001	6
POWER STEAM 5.3 MI	14064010001	6

## TECHNICAL DATA

Max Power	W	4250	Pressure	bar	5
Max power consumption	W	3100	Temperature	°C	170
Vacuum power nom/max rating	W	1100/1250	Air flow rate	l/s	71
Tank capacity	l	22	Vacuum	mbar	235
Rated boiler capacity	l	3,8	Power supply		220V-50/60Hz
Useful boiler capacity	l	3	Power supply cable	m	10
Resistance power	W	1500+1500	Weight (without accessories)	Kg	19
Ampère	A	14	Dimensions	mm	760x390x900

## STANDARD ACCESSORIES

TYPE	REF. NO.
Flexible hose steam/vacuum (2,5 m)	6010841
Rigid extensions steam/vacuum (1 x 0.5 m) (*)	2511489
Steam/vacuum tool body (400 mm)	2511478
Insert floor tool (400 mm)	2511936
Insert wet tool (400 mm)	2511935
Squeegee tool	2511660
Steam lance - accessories holder	2511578
Rubber steam tool	2511479
Nylon small brush	2512560
Brass small brush	2512561
Steam/vacuum tool body (150 mm)	2511670
Insert squeegee tool (150 mm)	2511672
Insert bristle tool (150 mm)	2511671

(\*) 2 on standard equipment

## OPTIONAL ACCESSORIES

TYPE	REF. NO.
Steam/vacuum tool body (300 mm)	2511480
Insert wet tool (300 mm)	2511558
Insert carpet tool (300 mm)	2511934
Insert floor tool (300 mm)	2511932
Nylon round brush Ø 70	2512556
Little plunger Ø 70	2512558
Bronze round brush Ø 70	2512557
Upholstery steam/vacuum tool body	2511675
Insert wet upholstery tool (100 mm)	2511676
Round brush Ø 70	2512571
Scraper	2511582
Steel round brush	2512570
Extension (120 mm)	2511581
Steam / vacuum crevice tool with nozzle	2512559
Radiator brush	2511586
Crevice tool (210 mm)	2511585
Insert carpet tool with skates (400 mm)	2511937

# POWER STEAM 6.3 ER P/I

## STEAM GENERATORS

Power steam generators with automatic (external) water recharge stand out for the innovative and attractive design, the ease of use and above all for the outstanding performance. The high resistances power, the 6 bar operating pressure together with the 1250 W vacuum motor guarantee top performance. The high water tank capacity (8 l) ensures up to 4h non-stop running time. The high steam operating temperature (the machine can reach up to 175 °C) and the plated stainless steel resistances (low porosity, higher resistance to limestone) complete the set of remarkable technical features which make this machine something unique in the market. Available in both plastic and stainless steel versions and with a wide range of standard and optional accessories.



Warning lights



Plug connection to the boiler



Boiler



8 liters external tank



Safety valve



Operating handle with double protection against steam emissions



Double filter motor protection

## PRODUCT IDENTIFICATION

TYPE	REF. NO.	PIECES/PALLET
POWER STEAM 6.3 ER P	14111210001	4
POWER STEAM 6.3 ER I	14164010001	4

## TECHNICAL DATA

Max Power	W	4250
Max power consumption	W	3100
Vacuum power nom/max rating	W	1100/1250
Tank capacity	l	22
Rated boiler capacity	l	3,8
Useful boiler capacity	l	3
Resistance power	W	2000+1000
Ampère	A	14
External recharge tank capacity	l	8

Pressure	bar	6
Temperature	°C	175
Air flow rate	l/s	71
Vacuum	mbar	235
Power supply		220V-50/60Hz
Power supply cable	m	10
Weight (without accessories)	Kg	19
Dimensions	mm	760x390x900

## STANDARD ACCESSORIES

TYPE	REF. NO.
Flexible hose steam/vacuum (2,5 m)	6010841
Rigid extensions steam/vacuum (1 x 0.5 m) (*)	2511489
Steam/vacuum tool body (400 mm)	2511478
Insert floor tool (400 mm)	2511936
Insert wet tool (400 mm)	2511935
Squeegee tool	2511660
Steam lance - accessories holder	2511578
Rubber steam tool	2511479
Nylon small brush	2512560
Brass small brush	2512561
Steam/vacuum tool body (150 mm)	2511670
Insert squeegee tool (150 mm)	2511672
Insert bristle tool (150 mm)	2511671

(\*) 2 on standard equipment

## OPTIONAL ACCESSORIES

TYPE	REF. NO.
Steam/vacuum tool body (300 mm)	2511480
Insert wet tool (300 mm)	2511558
Insert carpet tool (300 mm)	2511934
Insert floor tool (300 mm)	2511932
Nylon round brush Ø 70	2512556
Little plunger Ø 70	2512558
Bronze round brush Ø 70	2512557
Upholstery steam/vacuum tool body	2511675
Insert wet upholstery tool (100 mm)	2511676
Round brush Ø 70	2512571
Scraper	2511582
Steel round brush	2512570
Extension (120 mm)	2511581
Steam / vacuum crevice tool with nozzle	2512559
Radiator brush	2511586
Crevice tool (210 mm)	2511585
Insert carpet tool with skates (400 mm)	2511937



# ACCESSORIES

## FOR STEAM GENERATORS

---





**FILTERS**

REF.NO.	DESCRIPTION
3001009	Nylon protection filter
6730110	Nylon filter (white)

**STANDARD ACCESSORIES**

REF.NO.	DESCRIPTION	
6010841	Flexible hose steam/vacuum (2,5 m)	A
2511489	Rigid extensions steam/vacuum (1 x 0.5 m) (*)	B
2511478	Steam/vacuum tool body (400 mm)	C
2511936	Insert floor tool (400 mm)	C1
2511935	Insert wet tool (400 mm)	D
2511660	Squeegee tool	F
2511479	Rubber steam tool	G
2511578	Steam lance - accessories holder	H
2512560	Nylon small brush	I
2512561	Brass small brush	L
2511670	Steam/vacuum tool body (150 mm)	M
2511672	Insert squeegee tool (150 mm)	M1
2511671	Insert bristle tool (150 mm)	N

\* 2 on standard equipment

**OPTIONAL ACCESSORIES**

REF.NO.	DESCRIPTION	
2511480	Steam/vacuum tool body (300 mm)	A
2511558	Insert wet tool (300 mm)	A1
2511934	Insert carpet tool (300 mm)	A2
2511932	Insert floor tool (300 mm)	B
2512556	Nylon round brush Ø 70	C
2512558	Little plunger Ø 70	D
2512557	Bronze round brush Ø 70	E
2511675	Upholstery steam/vacuum tool body	F
2511676	Insert wet upholstery tool (100 mm)	F1
2512571	Round brush Ø 70	G
2511582	Scraper	H
2512570	Steel round brush	I
2511581	Extension (120 mm)	L
2512559	Steam / vacuum crevice tool with nozzle	M
2511586	Radiator brush	N
2511585	Crevice tool (210 mm)	O
2511937	Insert carpet tool with skates (400 mm)	P





# SINGLE DISCS

---

SINGLE DISCS



# SB 133

## ERGOLINE SINGLE DISCS 13" - 190 RPM

A compact model for applications requiring a superior professional equipment, being at the same time light and easy to handle. Suitable for almost all cleaning duties: deep cleaning, stripping, spray cleaning, polishing and shampooing. Very strong induction motor, for long lifetime and great performances. Double protection against unintentional start. Satellite and planetary gearbox for high power transmission, long lifetime and low Noise level. Coupling for both pad holder and brush. Handle of last generation, result of a perfect synthesis among great sturdiness, ergonomics, safety and innovative design.



Tank 9 l




Ergonomic handle



Planetary gear



Articulation of the handle



Extensive range of pads and brushes

### PRODUCT IDENTIFICATION

TYPE	REF. NO.	PIECES/PALLET
SB 133	00-1921BLGH	24

### TECHNICAL DATA

Working width - Ø brush	mm	330
Brush speed	rpm	190
Voltage	V	220 - 240
Frequency	Hz	50
Brush motor rating	W	550
Brush contact pressure	g/cm <sup>2</sup>	36,7
Under-ride height	mm	260
Dust pick-up attachment	--	no
Noise level	dbA	<54
Transmission	--	Planetary gear box
Power supply cable	m	12
Weight (without accessories)	Kg	22
Dimensions	mm	1120x420x340

### OPTIONAL ACCESSORIES

TYPE	REF. NO.
Tank 9 l	00-230
Pad holder 13"	00-231
Scrubbing brush mm 0,6 - 13"	00-232
Polishing brush 13"	00-233
Carpet brush 13"	00-234
Tynex scrubbing brush 13"	00-237
Sanding pad holder 13"	00-238

# SB 143 L 08

SINGLE DISCS 17" - 154 RPM

SB 143 L 08 constitutes the ideal combination between power and performance in order to accomplish all the simplest cleaning operations: washing, wax stripping, spray cleaning, burnishing and shampooing. Its dimensions (17" cleaning width) and its reduced weight make SB 143 L 08 ideal for all those tasks which simultaneously require highly professional, light and easy to use machines. Very strong induction motor for a long lifetime and great performance. Double protection against unintentional start. Transmission: satellite and planetary gearbox which guarantees the best performance with regards to power, durability and noiselessness. Mount for pad holders and brushes. Latest generation handle, the result of a perfect synthesis between great sturdiness, ergonomics, safety and innovative design.



Planetary gear



Articulation of the handle



Tank 9 I



Various types of pads...



...and brushes



Short under-ride height

## PRODUCT IDENTIFICATION

TYPE	REF. NO.	PIECES/PALLET
SB 143 L 08	00-181BL-GH	16

## TECHNICAL DATA

Working width - Ø brush	mm	430
Brush speed	rpm	154
Voltage	V	220 - 240
Frequency	Hz	50
Brush motor rating	W	800
Brush contact pressure	g/cm <sup>2</sup>	34,4
Under-ride height	mm	260
Dust pick-up attachment	--	no
Noise level	dbA	<54
Transmission	--	Planetary gear box
Power supply cable	m	12
Weight (without accessories)	Kg	35
Dimensions	mm	1200x542x430

## OPTIONAL ACCESSORIES

TYPE	REF. NO.
Pad holder 17"	00-240
Scrubbing brush mm 0,6 - 17"	00-241
Carpet brush 17"	00-243
Tynex scrubbing brush 17"	00-246
Polishing brush 17"	00-242
Sanding pad holder 16"	00-253
Tank 9 I	00-230

# SB 143 L

ERGOLINE SINGLE DISCS 17" - 154 RPM

Models with working width of 430 mm, the effective combination of motor - weight - speed, makes this machine suitable for any cleaning task and restoration. Very strong induction motor for long lifetime and great performances. Double protection against unintentional start. Satellite and planetary gearbox for high power transmission, long lifetime and low noise level. Handle of last generation, resulted of a perfect synthesis among great sturdiness, ergonomics, safety and innovative design. L10: basic model versatile and easy to use. L13: version with stronger motor for more demanding and harder works. L16: with special high efficient motor for using the machine with special accessories like additional weight, sanding papers or for grinding/scarifying. L22: Model with working width of 430 mm, with a 3 HP power remarkable motor, L22: Model with working width of 430 mm, with a 3 HP power remarkable motor, allowing its use in super-professional fields.



Planetary gear



Planetary gear (L22)



Articulation of the handle



Mount for drive board and brushes



Extra weight



Tank 12 l



Suction kit



New plastic cover (L22)

## PRODUCT IDENTIFICATION

TYPE	REF. NO.	PIECES/PALLET
SB 143 L 10	00-183EL-GH	16
SB 143 L 13	00-185EL-GH	16
SB 143 L 16	00-190EL-GH	16
SB 143 L 22	00-187EL-GH1	16

## TECHNICAL DATA

Working width - Ø brush	mm	430
Brush speed	rpm	154
Voltage	V	220 - 240
Frequency	Hz	50
Brush motor rating	W	1000/1300/1600/2200
Brush contact pressure	g/cm <sup>2</sup>	40,3 - 40,8 - 41,3 - 45,3
Under-ride height	mm	330/360 (L10, L13, L16/L22)
Dust pick-up attachment	--	yes
Noise level	dbA	<54
Transmission	--	Planetary gear box
Power supply cable	m	12/15 (L10, L13/L16, L22)
Weight (without accessories)	Kg	41/41,5/42/46
Dimensions	mm	1200x542x430

## OPTIONAL ACCESSORIES

TYPE	REF. NO.
Pad holder 17"	00-240
Scrubbing brush mm 0,6 - 17"	00-241
Carpet brush 17"	00-243
Tynex scrubbing brush 17"	00-246
Sanding pad holder 16"	00-253
Tank Ergoline 12 l	00-330
17" extra weight 10 Kg	14-110

# SB 143 M

ERGOLINE SINGLE DISCS 17" - 227 RPM

Model with working width of 430 mm, suitable for both conventional maintenance cleaning and sanding wooden floors. Model M22 is equipped with the 3 HP power remarkable motor, allowing its use in super-professional fields. Very strong induction motor for long lifetime and great performances. Double protection against unintentional start. Satellite and planetary gearbox for high power transmission, long lifetime and low noise level. Handle of last generation, result of a perfect synthesis among great sturdiness, ergonomics, safety and innovative design.



Planetary gear (M16)



Planetary gear (M22)



New plastic cover (M22)



Articulation of the handle



Mount for drive board and brushes



Extensive range of pads and brushes



Net discs for sanding wooden floors



Suction kit

## PRODUCT IDENTIFICATION

TYPE	REF. NO.	PIECES/PALLET
SB 143 M 16	00-188EL-GH	16
SB 143 M 22	00-194EL-GH1	16

## TECHNICAL DATA

Working width - Ø brush	mm	430
Brush speed	rpm	227
Voltage	V	220 - 240
Frequency	Hz	50
Brush motor rating	W	1600/2200
Brush contact pressure	g/cm <sup>2</sup>	43,3 - 45,7
Under-ride height	mm	330/360
Dust pick-up attachment	--	yes
Noise level	dbA	<56
Transmission	--	Planetary gear box
Power supply cable	m	15
Weight (without accessories)	Kg	44/46,5
Dimensions	mm	1200x542 430

## OPTIONAL ACCESSORIES

TYPE	REF. NO.
Scrubbing brush mm 0,6 - 17"	00-241
Tynex scrubbing brush 17"	00-246
Sanding pad holder 16"	00-253
Polishing brush 17"	00-254
Pad holder 16"	00-255

# SB 143 H16

ERGOLINE SINGLE DISCS 17" - 400 RPM

Model with working width of 430 mm, that expresses its best potentialities in polishing of any type of floor, both natural or treated with metallic waxes. Very strong induction motor for long lifetime and great performances. Double protection against unintentional start. Satellite and planetary gearbox for high power transmission, long lifetime and low noise level. Handle of last generation, result of a perfect synthesis among great sturdiness, ergonomics, safety and innovative design.



Spray electric system



Planetary gear



Articulation of the handle



Mount for drive board and brushes



Extensive range of pads and brushes



Suction kit

## PRODUCT IDENTIFICATION

TYPE	REF. NO.	PIECES/PALLET
SB 143 H16	00-1880ELGH	16

## TECHNICAL DATA

Working width - Ø brush	mm	430
Brush speed	rpm	400
Voltage	V	220 - 240
Frequency	Hz	50
Brush motor rating	W	1600
Brush contact pressure	g/cm <sup>2</sup>	44,3
Under-ride height	mm	330
Dust pick-up attachment	--	yes
Noise level	dbA	<56
Transmission	--	Planetary gear box
Power supply cable	m	15
Weight (without accessories)	Kg	45
Dimensions	mm	1200x542 430

## OPTIONAL ACCESSORIES

TYPE	REF. NO.
Carpet brush 17"	00-243
Polishing brush 17"	00-254
Pad holder 16"	00-255
Spray electric system	00-356EL-GH

# SB 143 TSN

ERGOLINE DOUBLE SPEED SINGLE DISCS 17" - 154/308 RPM

Model with working width of 430 mm and double speed, equipped with pad holder, suited for many cleaning tasks from cleaning of very dirty floors up to the maintenance cleaning of floors treated with metallic waxes. A single machine and a simple switch replaces separate units, with evident advantages in terms of practicality and economic convenience. Very strong induction motor for long lifetime and great performances. Double protection against unintentional start. Satellite and planetary gear box for high power transmission, long lifetime and low noise level. Handle of last generation, result of a perfect synthesis among great sturdiness, ergonomics, safety and innovative design.



Spray electric system



Planetary gear



Articulation of the handle



Mount for drive board and brushes



Extensive range of pads and brushes



Suction kit

## PRODUCT IDENTIFICATION

TYPE	REF. NO.	PIECES/PALLET
SB 143 TSN	00-197EL-GH	16

## TECHNICAL DATA

Working width - Ø brush	mm	430
Brush speed	rpm	154 - 308
Voltage	V	220 - 240
Frequency	Hz	50
Brush motor rating	W	1000 - 1300
Brush contact pressure	g/cm <sup>2</sup>	43,3
Under-ride height	mm	360
Dust pick-up attachment	--	yes
Noise level	dbA	<54/56
Transmission	--	Planetary gear box
Power supply cable	m	15
Weight (without accessories)	Kg	44
Dimensions	mm	1200x542 430

## STANDARD ACCESSORIES

TYPE	REF. NO.
Pad holder 16"	00-255

## OPTIONAL ACCESSORIES

TYPE	REF. NO.
Scrubbing brush mm 0,6 - 17"	00-241
Carpet brush 17"	00-243
Tynex scrubbing brush 17"	00-246
Sanding pad holder 16"	00-253
Polishing brush 17"	00-254
Tank Ergoline 12 l	00-330
Spray electric system	00-356EL-GH

# SB 150 L

ERGOLINE SINGLE DISCS 20" - 154 RPM

Model with working width of 505 mm and low rotation speed 154 rpm. A larger working track for satisfying the needs when the usual 17" is not large enough. Model L22 is equipped with the 3 HP remarkable motor, allowing its use in super-professional fields. Very strong induction motor for long lifetime and great performances. Double protection against unintentional start. Satellite and planetary gearbox for high power transmission, long lifetime and low noise level. Handle of last generation, result of a perfect synthesis among great sturdiness, ergonomics, safety and innovative design.



Planetary gear (L16)



Planetary gear (L22)



New plastic cover (L22)



Mount for drive board and brushes



Handle (front view)



Handle (rear view)



Tank 12 l



Articulation of the handle

## PRODUCT IDENTIFICATION

TYPE	REF. NO.	PIECES/PALLET
SB 150 L 16	00-195EL-GH	12
SB 150 L 22	00-196EL-GH1	12

## TECHNICAL DATA

Working width - Ø brush	mm	505
Brush speed	rpm	154
Voltage	V	220 - 240
Frequency	Hz	50
Brush motor rating	W	1600/2200
Brush contact pressure	g/cm <sup>2</sup>	34,9 - 36,4
Under-ride height	mm	330/360
Dust pick-up attachment	--	yes
Noise level	dbA	<54
Transmission	--	Planetary gear box
Power supply cable	m	15
Weight (without accessories)	Kg	49/51
Dimensions	mm	1200x625x505

## OPTIONAL ACCESSORIES

TYPE	REF. NO.
Scrubbing brush mm 0,6 - 20"	00-261
Carpet brush 20"	00-263
Tynex scrubbing brush 20"	00-266
Pad holder 20"	00-267
Tank ergoline 12 l	00-330
20" Extra weight 10 kg	14-111



# SB HS 1000

BURNISHER 16" - 1.000 RPM

High-performance polisher especially suited for maintenance cleaning of surfaces treated with metallic wax. It allows to get a degree of high gloss and thanks to spray electric system, a "wet effect" in an incredibly easy and fast way. Thanks to its particular drive system it can be used in straight line and fan like action with consequent possibility to operate in small areas and to reach points normally not accessible by a common ultra high-speed unit. Power studied to get, with total adherence of the disc, fast departure sand a prolonged use. Electronic balancing of the rotor at full rating guarantees an operation without vibrations. Very strong induction motor for long lifetime and great performances. Safety switch with automatic motor stop as soon as the lever is not operated anymore. Ergonomic and comfortable handle, in highly resistant plastic material. All controls are contained in the impact resistant handle and can be put in action without moving the hands from working position.



Small dimensions



Center Lock



Belt transmission



Spray electric system



Gorilla disc 16"

## PRODUCT IDENTIFICATION

TYPE	REF. NO.	PIECES/PALLET
SB HS 1000	00-189BL-GH	3

## TECHNICAL DATA

Working width - Ø brush	mm	405
Brush speed	rpm	1000
Voltage	V	220 - 240
Frequency	Hz	50
Brush motor rating	W	1600
Brush contact pressure	g/cm <sup>2</sup>	43,2
Noise level	dbA	<56
Transmission	--	belt transmission
Power supply cable	m	15
Weight (without accessories)	Kg	39
Dimensions	mm	1200x720x420

## OPTIONAL ACCESSORIES

TYPE	REF. NO.
Spray electric system	00-356EL-GH
Gorilla disc 16" (x5)	06-406-23

# SB 150 U 13

**BURNISHER 20" - 1.500 RPM**

PATENTED

Professional ultra-high-speed machine for polishing. Ideal for contract cleaners, floors fitters, public clients. Very strong induction motor for long lifetime and great performance. Direct drive. Vacuuming the dust by a passive system thereby reducing duct impact while polishing. Brush pressure adjustment knob. Unique floating pad system (patent pending). Newest handle, ergonomics, safety and innovative, possible height regulation. Low working height for cleaning under furniture.



Floating incorporated pad holder



Non marking wheels



Articulation of the handle



Handle (front view)



Spray electric system



Brush pressure adjustment



Display

## PRODUCT IDENTIFICATION

TYPE	REF. NO.	PIECES/PALLET
SB 150 U 13	00-198EL-GH	1

## TECHNICAL DATA

Working width - Ø brush	mm	505
Brush speed	rpm	1500
Voltage	V	220 - 240
Frequency	Hz	50
Brush motor rating	W	1300
Brush contact pressure	Kg	0÷5
Pick-up attachment for electric spray	--	yes
Noise level	dbA	<56
Transmission	--	direct
Power supply cable	m	15
Weight (without accessories)	Kg	44
Dimensions	mm	1130x790x560

## OPTIONAL ACCESSORIES

TYPE	REF. NO.
Spray electric system	00-256EL
Paper filter bag (x5)	6595050
Gorilla disc 20" (x5)	06-404-23

# O 143 U 11



ROTO-ORBITAL SINGLE DISC 17" - 1500 RPM

O 143 U 11 is the professional, innovative and multifunctional orbital single-disc machine which makes cleaning operations easy and quick on every kind of surface. Suitable for treatments such as burnishing, polishing, crystallization, microgrinding on marble, concrete, stones, parquet, terracotta and stoneware, O 143 U 11 is also ideal for cleaning delicate surfaces such as fitted carpets and carpets. The oscillating head adapts to all surfaces and allows the operator to work nimbly even on irregular floors reducing his/her efforts. The available accessories and the big wheels, which touch the ground, make the various tasks simple and effective. By exploiting the roto-orbital principle with high-frequency oscillations, O 143 U 11 comes as a surprise for its stability and manoeuvrability. Even the crystallization tasks which require the use of steel wool will be quick, easy and effortless. Its ergonomic handle, combined with its stiff and compact frame, its big wheels and its reduced weight make this a resistant but, at the same time, easy to use and carry orbital single-disc machine.



Ergonomic handle



Articulation of the handle



Extra weight



Tank 12 l



Spray electric system



Various types of pads



Sturdy and compact frame

## PRODUCT IDENTIFICATION

TYPE	REF. NO.	PIECES/PALLET
O 143 U 11	00-182EL-GH	1

## TECHNICAL DATA

Working width - Ø brush	mm	430
Brush speed	rpm	1500
Voltage	V	220 - 240
Frequency	Hz	50
Brush motor rating	W	1100
Brush contact pressure	g/cm <sup>2</sup>	32,5
Under-ride height	mm	290
Dust pick-up attachment	--	no
Noise level	dbA	<54
Transmission	--	direct
Power supply cable	m	12
Weight (without accessories)	Kg	54
Dimensions	mm	1200x700x430

## STANDARD ACCESSORIES

TYPE	REF. NO.
Pad holder 16"	00-260

## OPTIONAL ACCESSORIES

TYPE	REF. NO.
Scrubbing brush mm 0,6 - 17"	00-293
Carpet brush 17"	00-294
Tynex scrubbing brush 17"	00-295
Tank Ergoline 12 l	00-330
Extra weight 10 Kg (2x5 kg)	14-112



# ACCESSORIES

## FOR SINGLE DISCS












































---








Experience and expertise allows Ghibli & Wirbel to offer not just a machine, but real and complete cleaning system. The accessories are, especially in Single Discs Range, of great importance because they allows different applications and opening up new possibilities. Suction group to pick-up dust during sanding works, cleaning agent tank, additional weight, but the most basic and important very large range of brushes and discs, for shampooing, scrubbing, buffing, polishing, stripping, sanding and much more....

An ever wider offer for the professionals thanks to the new range of Drones accessories, a stunning selection of disks for specific surface- treatments. Several different models, designed exclusively for us, created by researching the extreme versatility and, at the same time, ensuring the best surface treatment performance by creating a true system along with with the suggested machine.

### HOW TO USE OUR BRUSHES AND PADS

	BRUSHES	PADS	TWISTER PADS
<b>DEEP CLEANING</b>			
Linoleum			
PVC, vinyl, synthetic resin coatings			 
Dark marble, granite, smooth ground terrazzo			 
Light-coloured/white marble			 
Granite, porphyry, stone carpet - structured			 
Tiles, glazed brick			
Fine stoneware			
Studded rubber			 
Carpet			
Concrete floor, resin coated		 	 
<b>MAINTENANCE CLEANING</b>			
Linoleum			
PVC, vinyl, synthetic resin coatings			 
Dark marble, granite, smooth ground terrazzo			 
Granite, porphyry, stone carpet - structured			 
Tiles, glazed brick			
Fine stoneware			
Studded rubber			
Concrete floor, resin coated		 	 
<b>INTERIM CLEANING</b>			
Carpet			

### BRUSHES AND PADS COLOURS

WHITE	RED	GREEN	BROWN	YELLOW	BLACK	BLUE/WHITE (MICROFIBER)
						

**CLEANING AGENT TANK - CAPACITY 9 L**

REF.NO.		PCS
00-230	for single-discs machines D. 330 mm series	1

**ERGOLINE CLEANING AGENT TANK - CAPACITY 12 L**

REF.NO.		PCS
00-330	for single-discs D. 430 mm - 154-227 RPM - TSN 154 RPM - D. 505 mm series	1

**MEDIUM SCRUBBING BRUSHES**

REF.NO.	Ø		PCS
00-232	13" - 305 mm	series D. 330	1
00-241	17" - 430 mm	series D. 430 - 154-227 RPM - TSN 154 RPM	1
00-261	20" - 480 mm	series D. 505	1
00-293	17" - 430 mm	O 143 U 11	1

**SOFT POLISHING BRUSHES**

REF.NO.	Ø		PCS
00-233	13" - 305 mm	series D. 330	1
00-242	17" - 430 mm	series D. 430 - 154-227 RPM - TSN 154 RPM	1
00-254	17" - 430 mm	series D. 430 - 400 RPM - TSN 308 RPM	1
00-262	20" - 480 mm	series D. 505	1

**CARPET CLEANING BRUSHES**

REF.NO.	Ø		PCS
00-234	13" - 305 mm	series D. 330	1
00-243	17" - 430 mm	series D. 430 - 154-227 RPM - TSN 154 RPM	1
00-263	20" - 480 mm	series D. 505	1
00-294	17" - 430 mm	O 143 U 11	1

**VERY HARD TYNEX SCRUBBING BRUSHES**

REF.NO.	Ø		PCS
00-237	13" - 305 mm	series D. 330	1
00-246	17" - 430 mm	series D. 430 - 154-227 RPM - TSN 154 RPM	1
00-266	20" - 480 mm	series D. 505	1
00-295	17" - 430 mm	O 143 U 11	1

**PAD HOLDERS**

REF.NO.	Ø		PCS
00-231	13" - 330 mm.	series D. 330	1
00-240	16" - 405 mm.	series D. 430	1
00-255	16" - 430 mm.	series D. 430 - 400 RPM - TSN 308 RPM	1
00-267	20" - 505 mm.	series D. 505	1
00-260	16" - 405 mm.	O 143 U 11	1

# NYLON PAD

## VERY SOFT



### WHITE PADS

Disc suitable for the dry polishing of coated floors. For very bright finishes.

REF.NO.	Ø		PCS
C13-WH	13" - 330 mm	series D. 330	6
C17-WH	17" - 430 mm	series D. 430	6
C20-WH	20" - 505 mm	series D. 505	6

## MEDIUM SOFT



### RED PADS

Disc suitable for regular maintenance; cleaning sign removal.

REF.NO.	Ø		PCS
C13-RE	13" - 330 mm	series D. 330	6
C17-RE	17" - 430 mm	series D. 430	6
C20-RE	20" - 505 mm	series D. 505	6

## MEDIUM HARD



### GREEN PADS

Disc suitable for partial wet stripping of not coated hard surfaces, for preparing hard surfaces before new coating and for stripping of linoleum and vinyl surfaces.

REF.NO.	Ø		PCS
C13-GR	13" - 330 mm	series D. 330	6
C17-GR	17" - 430 mm	series D. 430	6
C20-GR	20" - 505 mm	series D. 505	6

## HARD



### BROWN PADS

Disc suitable both for the dry stripping of coated floors, and for the wet stripping with a normal chemical stripping agent.

REF.NO.	Ø		PCS
C13-BR	13" - 330 mm	series D. 330	6
C17-BR	17" - 430 mm	series D. 430	6
C20-BR	20" - 505 mm	series D. 505	6

## VERY HARD



### BLACK PADS

Disc suitable for the total wet stripping of hard surfaces with chemical stripping agents. Also suitable for heavy cleaning tasks on cement and industrial floors.

REF.NO.	Ø		PCS
C13-BL	13" - 330 mm	series D. 330	6
C17-BL	17" - 430 mm	series D. 430	6
C20-BL	20" - 505 mm	series D. 505	6



# TWISTER PAD

Twister™ is a revolutionary cleaning system consisting of floor pads prepared with billion of microscopic diamonds which clean and polish the floor mechanically instead of using chemicals.


**Outstanding quality:** clean floors with high gloss every day without waxes and polishers;

**Cost efficient:** faster, easier and cheaper cleaning;

**Environmental sustainability:** eco friendly cleaning, just add water;

**User friendly:** the same routine with better results;

Twister™ diamond pads can be used on most common floor surfaces such as terrazzo, ceramic tiles, linoleum, vinyl/plastic, natural stone and concrete. Twister™ is the tool that transforms your dull, worn floors into clean, glossy and brightly polished floors.



## HARD



### RED TWISTER PADS

For heavy duty cleaning of worn stone floors. Twister™ Red will effectively remove scratches and stains from the surface and leaves a clean, matt surface prepared for the subsequent Twister™ steps.

REF.NO.	Ø		PCS
T13-RE	13" - 330 mm	series D. 330	2
T17-RE	17" - 430 mm	series D. 430	2
T20-RE	20" - 505 mm	series D. 505	2

## MEDIUM



### WHITE TWISTER PADS

Step 1 for the Standard or Intensive Twister™ method. Twister™ White will remove tiny scratches from the surface and leaves a silky matt, cleaned and well prepared surface for the subsequent Twister™ steps.

REF.NO.	Ø		PCS
T13-WH	13" - 330 mm	series D. 330	2
T17-WH	17" - 430 mm	series D. 430	2
T20-WH	20" - 505 mm	series D. 505	2

## SOFT



### YELLOW TWISTER PADS

Step 2 for the Standard or Intensive Twister™ method. This stage leaves a surface that is well prepared for the final step of the Twister™ method.

REF.NO.	Ø		PCS
T13-YE	13" - 330 mm	series D. 330	2
T17-YE	17" - 430 mm	series D. 430	2
T20-YE	20" - 505 mm	series D. 505	2

## VERY SOFT



### GREEN TWISTER PADS

Final step for the Standard or Intensive method and also for daily maintenance of the floor. This step will effectively maintain a high gloss on the surface when used regularly. Twister™ Green is ideal for use on all floor surfaces such as stone, vinyl and linoleum floors.

REF.NO.	Ø		PCS
T13-GR	13" - 330 mm	series D. 330	2
T17-GR	17" - 430 mm	series D. 430	2
T20-GR	20" - 505 mm	series D. 505	2

# SPECIAL DISCS

## GORILLA DISCS

Disc suitable for medium/high stripping.



REF.NO.	Ø		PCS
06-406-23	16" - 405 mm	series HS 1000 RPM	5
06-398-23	17" - 430 mm	series D. 430	5
06-404-23	20" - 505 mm	series D. 505	5

## MICROFIBER DISCS

Disc to wash and to polish structured (irregular and porous), or delicate (wood and parquet) surfaces, not abrasive, it produces a medium brightness.



REF.NO.	Ø		PCS
06-210-00	13" - 330 mm	series D. 330	1
06-230-00	17" - 430 mm	series D. 430	1
06-405-00	20" - 505 mm	series D. 505	1

## SCARIFYING BRUSH

Disc for scarifying: Floor type: smooth



REF.NO.	Ø		PCS
00-247*	384 mm	series D. 430 mm	1

\* Suitable for SB 143 L16/L22 models

## PLASTER DISC

Disc to plaster floor crevices.



REF.NO.	Ø		PCS
00-276*		series D. 430 mm	1

\* Suitable for SB 143 L16/L22 models

## SMOOTHING DISC

Disc to smooth still soft concrete and to get a vibrated and hard surface.



REF.NO.	Ø		PCS
00-275*		series D. 430 mm	1
00-275-00		SPARE PART smoothing disc	1

\* Suitable for SB 143 L16/L22 models

# SANDING WOODEN FLOORS



## SANDING PAD HOLDER FOR PAPER DISCS

REF.NO.	Ø		PCS
00-238	330 mm	series D. 330	1
00-253	405 mm	series D. 430	1

## PAPER DISCS

For sanding wooden floors.

REF.NO.	Ø		PCS
05-415-00	16" - 405 mm	GRAIN 16.	1
05-416-00	16" - 405 mm	GRAIN 24.	1
05-417-00	16" - 405 mm	GRAIN 36.	1
05-418-00	16" - 405 mm	GRAIN 60.	1

## NET DISCS 16"

For sanding wooden floors.

REF.NO.	Ø		PCS
05-407-BB	16" - 405 mm	GRAIN 80.	1
05-407-EE	16" - 405 mm	GRAIN 120.	1
05-407-FF	16" - 405 mm	GRAIN 180.	1

# DRONE WOOD



## DRONE 3 DISK WOOD

Planetary disc with free motion, designed to smooth wooden floors. Thanks to its high stability and speed, it guarantees a great deal of work. Steel and aluminum structure. Velcro strap. Satellite Diameter 150 mm. Weight 8 kg

REF.NO.		
00-301	DRONE 3 DISK WOOD	SB 143 M 16 - 22

## SPARE PARTS

REF.NO.	Ø		PCS
00-352	Ø 150	Shock absorber for parquet disc, male and female velcro fit, thickness 5 mm	3
00-353	Ø 150	Velcro male refill	3



## VELCRO SANDING DISCS

REF.NO.	Ø		PCS
00-300-01	Ø 150	Velcro sanding discs GRAIN 36	50
00-300-02	Ø 150	Velcro sanding discs GRAIN 60	50
00-300-03	Ø 150	Velcro sanding discs GRAIN 120	50

## SUGGESTED ACCESSORIES

REF.NO.	
00-257	VACUUMING KIT: for dust recovery

# DRONE CONCRETE

## DRONE 5 DISK CARBORUNDUM

Five cylinders silicon carbide disc designed for leveling concrete substrates and eliminating creases.

### REF.NO

00-302	DRONE 5 DISK CARBORUNDUM	SB 143 L 16 - L 22
--------	--------------------------	--------------------

### SPARE PARTS

#### REF.NO

REF.NO		PCS
00-354	Silicon carbide cilindric grinding wheel	5

## DRONE 5 DISK VIDIA RING

Ring in vidia disc designed for smoothing concrete substrates and removing old layers of moquette, resins and sludges on ceramic, gres and porcelain gres floors.

### REF.NO

00-306	DRONE 5 DISK VIDIA RING	SB 143 L 16- L22
--------	-------------------------	------------------

### SPARE PARTS

#### REF.NO

REF.NO	Ø		PCS
00-358	Ø 420 mm	Ring of vidia	1

## DRONE 5 DISK VIDIA

Five inserts in vidia disc designed for smoothing concrete substrates and removing old layers of moquettes, resins and sludges on concrete substrates, ceramic, porcelain and gres floors.

### REF.NO

00-305	DRONE 5 DISK VIDIA	SB 143 L 16 - L 22
--------	--------------------	--------------------

### SPARE PARTS

#### REF.NO

REF.NO		PCS
00-357	Vidia insert for disc	5

## DRONE 5 DISK SCRAPER

Five pcd inserts disc, designed to remove old layers of moquettes, resins and sludges on concrete substrates, ceramic, porcelain and gres floors

### REF.NO

00-304	DRONE 5 DISK SCRAPER	SB 143 L 16 - L 22
--------	----------------------	--------------------

### SPARE PARTS

#### REF.NO

REF.NO		PCS
00-356	PCD insert for disc	5

### SUGGESTED ACCESSORIES

#### REF.NO

00-257	VACUUMING KIT: for dust recovery
00-330	TANK 12 l



# DRONE CERAMIC

## DRONE 5 DISK SCRAPER

Five pcd inserts disc, designed to remove old layers of moquettes, resins and sludges on concrete substrates, ceramic, porcelain and gres floors

REF.NO		
00-304	DRONE 5 DISK SCRAPER	SB 143 L 16 - L 22

### SPARE PARTS

REF.NO		PCS
00-356	PCD insert for disc	5

## DRONE 5 DISK BLACK DIAMOND

Five diamond inserts disc, designed to roughen ceramic, porcelain and gres floors.

REF.NO		
00-303	DRONE 5 DISK BLACK DIAMOND	SB 143 L 16 - L 22

### SPARE PARTS

REF.NO		PCS
00-355	Black diamond insert for disc	5

### SUGGESTED ACCESSORIES

REF.NO		
00-330	TANK 12 I	
00-307	SPALSH GUARD	

# DRONE MARBLE

## DRONE 3 DISK MARBLE

Planetary disc with free motion, designed to smooth marble, granite and stone floors. Thanks to its high stability and speed, it guarantees a great deal of work. Steel and aluminum structure. Velcro strap. Satellite Diameter 100 mm. Weight 8 kg

REF.NO		
00-300	DRONE 3 DISK MARBLE	SB 143 L 16 - L 22

### SPARE PARTS

REF.NO	Ø		PCS
00-350	Ø 100	Shock absorber for marble disc, male and female velcro fit, thickness 5 mm	3
00-351	Ø 100	Velcro male refill	3

## DRONE 5 DISK BLACK DIAMOND

Five diamond inserts disc, designed to roughen ceramic, porcelain and gres floors.

REF.NO		
00-303	DRONE 5 DISK BLACK DIAMOND	SB 143 L 16 - L 22

### SPARE PARTS

REF.NO		PCS
00-355	Black diamond insert for disc	5

### SUGGESTED ACCESSORIES

REF.NO		PCS
00-330	TANK 12 I	
00-307	SPLASH GUARD	
00-220	Marmo powder	6



## OTHER ACCESSORIES



### WOOL STEEL DISC - 430 MM (FOR STANDARD PAD HOLDER 00-240)

Wool steel disc of elevated thickness usable on both sides. For marble crystallization.

REF.NO.	Ø		PCS
05-412-00	430 mm	series D. 430 mm series D. 505 mm	12



### ADDITIONAL WEIGHT 10 KG

REF.NO.	Ø		PCS
14-110	17"	series D. 430 mm SB 143 L - SB 143 M	1
14-111	20"	series D. 505 mm SB 150 L	1
14-112	2X5Kg	O 143 U 11	1



### SPRAY ELECTRIC SYSTEM ACCESSORY

Cleaning agent tank - capacity 1 l

REF.NO.		PCS
00-256EL	SB 150 U13	1

A



B

C

### SUCTION KIT + RING 17" - 430 MM

D. 430 mm - 154-227 RPM - TSN 154 RPM series (without single discs)

REF.NO.		PCS
00-257	Complete vacuuming kit for dust recovery (sanding wood) (A)	1
01-700	Suction kit (B)	1
01701A	Suction ring 17" - 430 mm (C)	1

### ERGOLINE SET

REF.NO.	Ø		PCS
00-101		Set tank 12 l - pad holder 16" - brush 17". series 17" - 154 RPM	1
00-102		Set tank 9 l - pad holder 16" - brush 17". series 17" - 154 RPM	1



# WALK-BEHIND SCRUBBER DRYERS

---

SCRUBBER DRYERS



PATENTED

# ROLLY 7½ E 33

## COMPACT WALK BEHIND SCRUBBER DRYERS ROLLY SERIES

The new ultra-compact scrubber dryer Rolly 7 ½ is the right answer to the professional cleaning demand. Comfort in narrow spaces, where no one arrives: - 7,5 liters of tank capacity, its dimensions, combined with a special handle (patented) and swivel wheels allow Rolly to go and work in small areas. Top cleaning and drying results: - the cylindrical brush deck, with three different down pressure adjustable by knob, against every kind of dirt; - an unbelievable alternate twin squeegee system (patented), for top drying results and optimized consumptions at the same time; - low noise level (only 54 dB(A), perfect for day cleaning and in all the environments (hospitals, resthomes, schools...) where silence is a must. A start & go machine No training required, everybody can use Rolly: - all the main functions can be managed by the intuitive control panel; - coloured levers and knobs clearly help the user preparing the machine for work or while using it; - effortless maintenance. Rolly ½ E 33 is the electric version with a standard power supply kit case and a 15 meters cable.



Ergonomic handle with unlocking system



Adjustable down pressure by knob (3 steps)



Power supply kit case



Alternate twin squeegee system (patented)



Compact dimensions to go and work where no one arrives



Fast and easy maintenance



Easy to transport, park, store

### PRODUCT IDENTIFICATION

TYPE	REF. NO.	PIECES/PALLET
ROLLY 7½ E 33	10.1075.00	1

### TECHNICAL DATA

FEATURES			
Cleaning width	mm	330	
Squeegee width	mm	420	
Productivity (theor./practical)	m²/h	1320 - 800	
Power supply		Cable 230 V - 50 Hz	
Installed power	W	270	
Advancement		Manual	
BRUSHES			
Diameter - Pad x No	mm - inch x nr	80 - Cyl. x 1	
Motor rating x No	W x nr	120 x 1	
Motor speed	rpm	800	
Contact pressure	g /cm²	35 - 71 - 160	
TRACTION			
Motor rating	W	---	

Driving speed	Km/h	4
Hill climbing ability	%	2
VACUUM		
Motor rating	W	150
Vacuum	mbar/mmH2O	48/490
Airflow rating	l/s	30
Noise level	dB(A)	58 / 54 *
TANK		
Type		Double tank
Cleaning solution tank	l	7,5
Recovery tank	l	8
Weight (empty/with batteries)	Kg	23/25,5
Power supply cable	m	15
Dimensions	mm	640x450x422

### STANDARD ACCESSORIES

TYPE	REF. NO.
Polypropylene cylindrical blue brush	40.5000.00
Set front/rear polyurethane squeegee blade	96.0084.00
Set front/rear rubber squeegee blade	96.0085.00
Kit case power supply 230V	22.0509.00

(\*) Silent mode function

### OPTIONAL ACCESSORIES

TYPE	REF. NO.
Soft cylindrical polypropylene brush	40.5000.01
Hard cylindrical polypropylene brush	40.5000.02
Tynex cylindrical brush grit 360	40.5000.03
Tynex cylindrical brush grit 80	40.5000.08
Microfiber cylindrical brush	40.5000.04
Case batteries Li Fe PO4 24V 10 Ah	22.0508.00
Case batteries Li Fe PO4 24V 20 Ah	22.0508.01
24V 5A charger	18.0056.00
Car charger 24-12V 3A	18.0065.00




# ROLLY 7½ M 33

PATENTED

## COMPACT WALK BEHIND SCRUBBER DRYERS ROLLY SERIES

The new ultra-compact scrubber dryer Rolly 7 ½ is the right answer to the professional cleaning demand. Comfort in narrow spaces, where no one arrives: - 7,5 liters of tank capacity, its dimensions, combined with a special handle (patented) and swivel wheels allow Rolly to go and work in small areas. Lithium batteries: a big power in a small case - The last generation lithium batteries hosted in a practical small case guarantees reliability and running time (more than one hour running time with the 10 Ah batteries and more than two hours thanks to the 20 Ah ones). Top cleaning and drying results: - the cylindrical brush deck, with three different down pressure adjustable by knob, against every kind of dirt; - an unbelievable alternate twin squeegee system (patented), for top drying results and optimized consumptions at the same time; - low noise level (only 54 dbA), perfect for day cleaning and in all the environments (hospitals, resthomes, schools...) where silence is a must. A start & go machine No training required, everybody can use Rolly: - all the main functions can be managed by the intuitive control panel; - coloured levers and knobs clearly help the user preparing the machine for work or while using it; - effortless maintenance. Rolly 7 ½ M 33 is available with two different batteries variants (10 Ah, 20 Ah) as standard.



Ergonomic handle with unlocking system

Adjustable down pressure by knob (3 steps)

Two types of lithium batteries available (10 Ah and 20 Ah)

Alternate twin squeegee system (patented)

Compact dimensions to go and work where no one arrives

Fast and easy maintenance

Easy to transport, park, store

### PRODUCT IDENTIFICATION

TYPE	REF. NO.	PIECES/PALLET
ROLLY 7½ M 33 BC 10 Ah	13.0075.00	1
ROLLY 7½ M 33 BC 20 Ah	17.0075.00	1

### TECHNICAL DATA

#### FEATURES

Cleaning width	mm	330
Squeegee width	mm	420
Productivity (theor./practical)	m <sup>2</sup> /h	1320 - 800
Power supply		Battery 24 V
Installed power	W	270
Advancement		Manual

#### BRUSHES

Diameter - Pad x No	mm - inch x nr	80 - Cyl. x 1
Motor rating x No	W x nr	120 x 1
Motor speed	rpm	800
Contact pressure	g /cm <sup>2</sup>	35 - 71 - 160

#### TRACTION

Motor rating	W	---
--------------	---	-----

Driving speed	Km/h	4
Hill climbing ability	%	2

#### VACUUM

Motor rating	W	150
Vacuum	mbar/mmH2O	48/490
Airflow rating	l/s	30
Noise level	dB(A)	58 / 54 *

#### TANK

Type		Double tank
Cleaning solution tank	l	7,5
Recovery tank	l	8
Weight (empty/with batteries)	Kg	23/26,5
Power supply cable	m	---
Dimensions	mm	640x450x422

### STANDARD ACCESSORIES

TYPE	REF. NO.
Polypropylene cylindrical blue brush	40.5000.00
Set front/rear polyurethane squeegee blade	96.0084.00
Set front/rear rubber squeegee blade	96.0085.00
Case batteries Li Fe PO4 24V 10 Ah (**)	22.0508.00
Case batteries Li Fe PO4 24V 20 Ah (***)	22.0508.01
24V 5A charger	18.0056.00

(\*) Silent mode function

(\*\*) For 10 Ah version

(\*\*\*) For 20 Ah version

### OPTIONAL ACCESSORIES

TYPE	REF. NO.
Soft cylindrical polypropylene brush	40.5000.01
Hard cylindrical polypropylene brush	40.5000.02
Tynex cylindrical brush grit 360	40.5000.03
Tynex cylindrical brush grit 80	40.5000.08
Microfiber cylindrical brush	40.5000.04
Car charger 24-12V 3A	18.0065.00
Kit case power supply 230V	22.0509.00



# ROLLY 11 E 33

## COMPACT WALK BEHIND SCRUBBER DRYERS ROLLY SERIES

The new ultra-compact scrubber dryer Rolly 11 is the right answer to the professional cleaning demand. Comfort in narrow spaces, where no one arrives: - 11 liters of tank capacity, its dimensions, combined with a special handle (patented) and swivel wheels allow Rolly to go and work in small areas. Top cleaning and drying results: - the cylindrical brush deck, with three different down pressure adjustable by knob, against every kind of dirt; - an unbelievable alternate twin squeegee system (patented), for top drying results and optimized consumptions at the same time; - low noise level (only 54 dB(A)), perfect for day cleaning and in all the environments (hospitals, resthomes, schools...) where silence is a must. A start & go machine No training required, everybody can use Rolly: - all the main functions can be managed by the intuitive control panel; - coloured levers and knobs clearly help the user preparing the machine for work or while using it; - effortless maintenance. Rolly 11 E 33 is the electric version, with a standard power supply kit case and a 15 meters cable.



Ergonomic handle with unlocking system



Adjustable down pressure by knob (3 steps)



Power supply kit case



Alternate twin squeegee system (patented)



Compact dimensions to go and work where no one arrives



Fast and easy maintenance



Easy to transport, park, store

### PRODUCT IDENTIFICATION

TYPE	REF. NO.	PIECES/PALLET
ROLLY 11 E 33	10.1110.00	1

### TECHNICAL DATA

FEATURES		
Cleaning width	mm	330
Squeegee width	mm	420
Productivity (theor./practical)	m <sup>2</sup> /h	1320 - 800
Power supply		Cable 230 V - 50 Hz
Installed power	W	270
Advancement		Manual
BRUSHES		
Diameter - Pad x No	mm - inch x nr	80 - Cyl. x 1
Motor rating x No	W x nr	120 x 1
Motor speed	rpm	800
Contact pressure	g /cm <sup>2</sup>	35 - 71 - 160
TRACTION		
Motor rating	W	---

Driving speed	Km/h	4
Hill climbing ability	%	2
VACUUM		
Motor rating	W	150
Vacuum	mbar/mmH2O	48/490
Airflow rating	l/s	30
Noise level	dB(A)	58 / 54 *
TANK		
Type		Double tank
Cleaning solution tank	l	11
Recovery tank	l	12
Weight (empty/with batteries)	Kg	24/26,5
Power supply cable	m	15
Dimensions	mm	640x450x502

### STANDARD ACCESSORIES

TYPE	REF. NO.
Polypropylene cylindrical blue brush	40.5000.00
Set front/rear polyurethane squeegee blade	96.0084.00
Set front/rear rubber squeegee blade	96.0085.00
Kit case power supply 230V	22.0509.00

(\*) Silent mode function

### OPTIONAL ACCESSORIES

TYPE	REF. NO.
Soft cylindrical polypropylene brush	40.5000.01
Hard cylindrical polypropylene brush	40.5000.02
Tynex cylindrical brush grit 360	40.5000.03
Tynex cylindrical brush grit 80	40.5000.08
Microfiber cylindrical brush	40.5000.04
Case batteries Li Fe PO4 24V 10 Ah	22.0508.00
Case batteries Li Fe PO4 24V 20 Ah	22.0508.01
24V 5A charger	18.0056.00
Car charger 24-12V 3A	18.0065.00

# ROLLY 11 M 33

PATENTED

## COMPACT WALK BEHIND SCRUBBER DRYERS ROLLY SERIES

The new ultra-compact scrubber dryer Rolly 11 is the right answer to the professional cleaning demand. Comfort in narrow spaces, where no one arrives: - 11 liters of tank capacity, its dimensions, combined with a special handle (patented) and swivel wheels allow Rolly to go and work in small areas. Lithium batteries: a big power in a small case - The last generation lithium batteries hosted in a practical small case guarantees reliability and running time (more than one hour running time with the 10 Ah batteries and more than two hours thanks to 20 Ah ones) Top cleaning and drying results: - the cylindrical brush deck, with three different down pressure adjustable by knob, against every kind of dirt; - an unbelievable alternate twin squeegee system (patented), for top drying results and optimized consumptions at the same time; - low noise level (only 54 dbA), perfect for day cleaning and in all the environments (hospitals, resthomes, schools...) where silence is a must. A start & go machine No training required everybody can use Rolly: - all the main functions can be managed by the intuitive control panel; - coloured levers and knobs clearly help the user preparing the machine for work or while using it; - effortless maintenance. Rolly 11 M 33 is available with two different batteries variants (10 Ah, 20 Ah) as standard.



Ergonomic handle with unlocking system



Adjustable down pressure by knob (3 steps)



Two types of lithium batteries available (10 Ah and 20 Ah)



Alternate twin squeegee system (patented)



Compact dimensions to go and work where no one arrives



Fast and easy maintenance



Easy to transport, park, store

### PRODUCT IDENTIFICATION

TYPE	REF. NO.	PIECES/PALLET
ROLLY 11 M 33 BC 10 Ah	13.0110.00	1
ROLLY 11 M 33 BC 20 Ah	17.0110.00	1

### TECHNICAL DATA

#### FEATURES

Cleaning width	mm	330
Squeegee width	mm	420
Productivity (theor./practical)	m <sup>2</sup> /h	1320 - 800
Power supply		Battery 24 V
Installed power	W	270
Advancement		Manual

#### BRUSHES

Diameter - Pad x No	mm - inch x nr	80 - Cyl. x 1
Motor rating x No	W x nr	120 x 1
Motor speed	rpm	800
Contact pressure	g /cm <sup>2</sup>	35 - 71 - 160

#### TRACTION

Motor rating	W	---
--------------	---	-----

Driving speed	Km/h	4
Hill climbing ability	%	2

#### VACUUM

Motor rating	W	150
Vacuum	mbar/mmH2O	48/490
Airflow rating	l/s	30
Noise level	dB(A)	58 / 54 *

#### TANK

Type		Double tank
Cleaning solution tank	l	11
Recovery tank	l	12
Weight (empty/with batteries)	Kg	24/27,5
Power supply cable	m	---
Dimensions	mm	640x450x502

### STANDARD ACCESSORIES

TYPE	REF. NO.
Polypropylene cylindrical blue brush	40.5000.00
Set front/rear polyurethane squeegee blade	96.0084.00
Set front/rear rubber squeegee blade	96.0085.00
Case batteries Li Fe PO4 24V 10 Ah (**)	22.0508.00
Case batteries Li Fe PO4 24V 20 Ah (***)	22.0508.01
24V 5A charger	18.0056.00

### OPTIONAL ACCESSORIES

TYPE	REF. NO.
Soft cylindrical polypropylene brush	40.5000.01
Hard cylindrical polypropylene brush	40.5000.02
Tynex cylindrical brush grit 360	40.5000.03
Tynex cylindrical brush grit 80	40.5000.08
Microfiber cylindrical brush	40.5000.04
Car charger 24-12V 3A	18.0065.00
Kit case power supply 230V	22.0509.00

(\*) Silent mode function

(\*\*) For 10 Ah version

(\*\*\*) For 20 Ah version

# FR 15 E 38

## COMPACT WALK BEHIND SCRUBBER DRYERS FR 15 SERIES

FR 15 represents a relevant news in the scrubber dryers' segment. First of all thanks to its new aesthetics; an high impact design, giving to FR 15 the right ergonomics and appeal. New and attractive shapes in a slim size, for an easy access to "hard to reach" areas. Then a perfect mix of solutions: - the front knob makes easy to adjust the brush incidence to the floor, so ensuring a perfect adherence with every accessory on every kind working surface - the vac motor guarantees perfect drying results and is today even more protected, thanks to the new filter - the squeegee system perfectly covers the water track in any condition, for excellent drying results and the new pedal lifting system makes it today even more comfortable for the user. Innovative features which combined with the compact dimensions make FR 15 the ideal solution for every surface and cleaning task in small-medium areas. FR 15 E 38 is the electric version, with a standard 15 meters cable.



New Handle      Front knob adjustable deck      Foot pedal squeegee lifting system      Removable lid + floating ball + filter system

### PRODUCT IDENTIFICATION

TYPE	REF. NO.	PIECES/PALLET
FR 15 E 38	10.0060.00	1

### TECHNICAL DATA

FEATURES		
Cleaning width	mm	385
Squeegee width	mm	450
Productivity (theor./practical)	m <sup>2</sup> /h	1540 - 770
Power supply		Cable 230V - 50 Hz
Installed power	W	620
Advancement		Manual
BRUSHES		
Diameter - Pad x No	mm - inch x nr	385 - 15" x 1
Motor rating x No	W x nr	370 x 1
Motor speed	rpm	150
Down pressure - Contact pressure	Kg - g /cm <sup>2</sup>	21 - 26,7
TRACTION		
Motor rating	W	---

Driving speed	Km/h	---
Hill climbing ability	%	2
VACUUM		
Motor rating	W	250
Vacuum	mbar/mmH <sub>2</sub> O	68 / 700
Airflow rating	l/s	28
Noise level	dB(A)	65
TANK		
Type		Double tank
Cleaning solution tank	l	15
Recovery tank	l	17
Weight (empty/with batteries)	Kg	40
Power supply cable	m	15
Dimensions	mm	865x430x1160

### STANDARD ACCESSORIES

TYPE	REF. NO.
15" Polypropylene brush ø 0.7	40.0008.00
Filling hose	30.0024.00
Front polyurethane blade	39.0070.00
Rear polyurethane blade	39.0071.00
15 m detachable cable	34.0285.00

### OPTIONAL ACCESSORIES

TYPE	REF. NO.
15" Polypropylene brush ø 0,9	40.0108.00
15" Polypropylene brush soft ø 0,5	40.0408.00
15" Tynex bush grit 240 - ø 0,9	40.0208.00
Pad holder 355 mm (for 15" pad)	40.1008.00
Front rubber blade	39.0077.00
Rear rubber blade	39.0078.00
Splashguard with bristles	95.0088.00

# FR 15 M 38 BC/HYBRID

## COMPACT WALK BEHIND SCRUBBER DRYERS FR 15 SERIES



FR 15 represents an important point of reference in the segment of compact scrubber dryers. Its modern design is able to guarantee personality, ergonomics and, most of all, compact dimensions to clean where other scrubber dryers cannot arrive or have difficulty. A functional aesthetics encompasses a top-notch technical solutions system: - Hybrid: the innovative system which combines power supply with battery power (only for Hybrid version) in order to guarantee the perfect mix between performance, working time and prolonged cleaning sessions; - The front knob over the brush head allows to adjust its angle of incidence, enabling FR 15 to perfectly adhere to the working surface in any situation and with any kind of accessories to give excellent results; - The practical external wheel allows to adjust the height of the head, avoiding overloads of the engine on "difficult" surfaces. In this way FR 15 is able to work everywhere without any problems. - The suction motor guarantees an excellent drying performance and today it is even more reliable thanks to a new protection filter;



New Handle



Front knob adjustable deck



External wheel, adjustable pressure



Foot pedal squeegee lifting system



Removable lid + floating ball + filter



Kit Hybrid

## PRODUCT IDENTIFICATION

TYPE	REF. NO.	PIECES/PALLET
FR 15 M 38 BC	13.0050.00	1
FR 15 M 38 Hybrid	14.0050.00	1

## TECHNICAL DATA

### FEATURES

Cleaning width	mm	385
Squeegee width	mm	450
Productivity (theor./practical)	m <sup>2</sup> /h	1.540 - 920
Power supply	Battery 24V (BC version) / Battery 24V + Cable 230 V - 50 Hz (for Hybrid version)	
Installed power	W	510
Advancement	Manual	

### BRUSHES

Diameter - Pad x No	mm - inch x nr	385 - 15" x 1
Motor rating x No	W x nr	260 x 1
Motor speed	rpm	130
Down pressure - Contact pressure	Kg - g /cm <sup>2</sup>	25,5 - 32,4

### TRACTION

Motor rating	W	---
--------------	---	-----

Driving speed	Km/h	---
Hill climbing ability	%	2
<b>VACUUM</b>		
Motor rating	W	250
Vacuum	mbar/mmH2O	68 / 700
Airflow rating	l/s	28
Noise level	dB(A)	65

### TANK

Type	Double tank	
Cleaning solution tank	l	15
Recovery tank	l	17
Weight (empty/with batteries)	Kg	40/62,2 (BC) - 40/49,5 (Hybrid)
Power supply cable	m	15 (for Hybrid version)
Dimensions	mm	865x430x1160

## STANDARD ACCESSORIES

TYPE	REF. NO.
15" Polypropylene brush ø 0.7	40.0008.00
Filling hose	30.0024.00
Front polyurethane blade	39.0070.00
Rear polyurethane blade	39.0071.00
On board battery charger 24V 5A (Schuko plug 220-240V) (*)	18.0032.00
Battery set (2 pcs) 12V 25 Ah (*)	18.0017.01

## OPTIONAL ACCESSORIES

TYPE	REF. NO.
15" Polypropylene brush ø 0,9	40.0108.00
15" Polypropylene brush soft ø 0,5	40.0408.00
15" Tynex bush grit 240 - ø 0,9	40.0208.00
Pad holder 355 mm (for 15" pad)	40.1008.00
Front rubber blade	39.0077.00
Rear rubber blade	39.0078.00
Splashguard with bristles	95.0088.00

(\*) For BC version



# FR 30 E 45

## WALK BEHIND SCRUBBER DRYERS FR 30 SERIES - ELECTRIC

FR 30 represents something unique in the cleaning market. First of all the new design, which makes FR 30 a masterpiece of aesthetic and ergonomics. Then 30 liters of tank capacity, and above all a complete set of solutions making FR 30 suitable for any environment and surface: - 2 pivoting wheels closed to the main wheels axle, for the max manoeuvrability and control - Compact squeegee: large only 65 cm, and adjustable, for excellent drying results - A complete set of filters (+ the debris tray); to protect the main components and give to FR 30 the max reliability So FR 30 is a perfect mix of modern and functional aesthetics and high technology, to accomplish in the fastest and best way any cleaning task in small and medium areas. Now even more reliable and performing thanks to the new sensor TOUCH SYSTEM. FR 30 TOUCH can be moved and controlled only using a thumb: intuitive, user friendly and reliable. FR 30 E 45 is the electric version, with a standard 15 meters cable.



Touch System      "Built in" solution tank filter      Adjustable squeegee      Compact squeegee      Debris tray + recovery tank filter      Tiltable recovery tank

### PRODUCT IDENTIFICATION

TYPE	REF. NO.	PIECES/PALLET
FR 30 E 45 TOUCH	10.0182.00	1

### TECHNICAL DATA

FEATURES		
Cleaning width	mm	430
Squeegee width	mm	650
Productivity (theor./practical)	m <sup>2</sup> /h	1720 - 860
Power supply		Cable 230V - 50 Hz
Installed power	W	850
Advancement		Manual
BRUSHES		
Diameter - Pad x No	mm - inch x nr	430 - 17" x 1
Motor rating x No	W x nr	450 x 1
Motor speed	rpm	140
Down pressure - Contact pressure	Kg - g /cm <sup>2</sup>	21 - 20,3
TRACTION		
Motor rating	W	---

Driving speed	Km/h	4
Hill climbing ability	%	2
VACUUM		
Motor rating	W	400
Vacuum	mbar/mmH2O	1189
Airflow rating	l/s	28
Noise level	dB(A)	64
TANK		
Type		Double tank
Cleaning solution tank	l	30
Recovery tank	l	33
Weight (empty/with batteries)	Kg	71
Power supply cable	m	15
Dimensions	mm	1210x560x1020

### STANDARD ACCESSORIES

TYPE	REF. NO.
Solution tank filling hose	30.0024.00
15 m detachable cable	34.0285.00
17" Polypropylene brush ø 0.7	40.0002.00
Detachab. brush deck splash guard (without bristles)	24.0263.00
Brush deck splash guard's bristles	40.4006.00
Front + rear rubber blades	96.0010.00

### OPTIONAL ACCESSORIES

TYPE	REF. NO.
25 m detachable cable	34.0427.00
17" Polypropylene brush ø 0.9	40.0102.00
17" Tynex brush ø 1.2 grit 80	40.0202.00
Pad holder 420 mm (for 17" pad)	40.1007.00
Set front + rear polyurethane squeegee blades	96.0011.00

# FR 30 SM 45


 PATENTED

## WALK BEHIND SCRUBBER DRYERS FR 30 SERIES - MANUAL

FR 30 SM 45 TOUCH is the new born in the FR 30 TOUCH family. The new design, makes the machine a masterpiece of aesthetic and ergonomics. Then 30 liters of tank capacity, an high manoeuvrability and above all a complete set of integrated solutions making FR 30 suitable for any environment and surface: - Thanks to the new sensor TOUCH SYSTEM. FR 30 TOUCH can be moved and controlled only using a thumb: intuitive, user friendly and reliable. - Compact squeegee: large only 65 cm, and adjustable, for excellent drying results. - A complete set of filters to protect the main components and give to FR 30 the max reliability. - Performance: high productivity, remarkable running time (around 2 h), top cleaning results. FR 30 SM 45 TOUCH is available in three versions: basic, with standard on board charger and full package (standard on board charger + batteries).



Control panel "Built in" solution tank filter Adjustable and compact squeegee Debris tray + recovery tank filter Tiltable recovery tank

### PRODUCT IDENTIFICATION

TYPE	REF. NO.	PIECES/PALLET
FR 30 SM 45 TOUCH	10.0187.00	1
FR 30 SM 45 BC TOUCH	13.0187.00	1

### TECHNICAL DATA

#### FEATURES

Cleaning width	mm	430
Squeegee width	mm	650
Productivity (theor./practical)	m <sup>2</sup> /h	1720 - 1030
Power supply		Battery 24V
Installed power	W	600
Advancement		Manual

#### BRUSHES

Diameter - Pad x No	mm - inch x nr	430 - 17" x 1
Motor rating x No	W x nr	200 x 1
Motor speed	rpm	120
Down pressure - Contact pressure	Kg - g /cm <sup>2</sup>	18 - 17,4

#### TRACTION

Motor rating	W	---
--------------	---	-----

Driving speed	Km/h	4
Hill climbing ability	%	2
<b>VACUUM</b>		
Motor rating	W	400
Vacuum	mbar/mmH2O	1189
Airflow rating	l/s	28
Noise level	dB(A)	64

#### TANK

Type		Double tank
Cleaning solution tank	l	30
Recovery tank	l	33
Weight (empty/with batteries)	Kg	66 /104
Dimensions	mm	1210x560x1020

### STANDARD ACCESSORIES

TYPE	REF. NO.
Solution tank filling hose	30.0024.00
17" Polypropylene brush ø 0.7	40.0002.00
On board charger 24 V 5 A (*)	22.0531.00
Gel batteries set (2 pcs) 12 V 50 Ah (*)	18.0026.00
Front + rear rubber blades	96.0010.00

(\*) For BC version

### OPTIONAL ACCESSORIES

TYPE	REF. NO.
17" Polypropylene brush ø 0.9	40.0102.00
17" Tynex brush ø 1.2 grit 80	40.0202.00
Pad holder 420 mm (for 17" pad)	40.1007.00
Set front + rear polyurethane squeegee blades	96.0011.00

PATENTED

# FR 30 M 45

## WALK BEHIND SCRUBBER DRYERS FR 30 SERIES - MANUAL

FR 30 represents something unique in the cleaning market. First of all the new design, which makes FR 30 a masterpiece of aesthetic and ergonomics. Then 30 liters of tank capacity, an high manoeuvrability and above all a complete set of integrated solutions making FR 30 suitable for any environment and surface: - Control panel with display: for an easy and fast selection of all the main functions - "Silent mode" function: ideal for day cleaning and in all the environments (hospitals, schools, ..) where silence is strictly required - Compact squeegee: large only 65 cm, and adjustable, for excellent drying results - A complete set of filters (+ the debris tray); to protect the main components and give to FR 30 the max reliability - Performance: high speed (up to 4,5 km/h), high productivity, remarkable running time (2h and more), top cleaning results. FR 30 is now even more reliable and performing thanks to the new sensor TOUCH SYSTEM. FR 30 TOUCH can be moved and controlled only using a thumb: intuitive, user friendly and reliable.



Touch System



"Silent mode" function



"Built in" solution tank filter



Adjustable squeegee



Compact squeegee



Debris tray + recovery tank filter



Tiltable recovery tank

### PRODUCT IDENTIFICATION

TYPE	REF. NO.	PIECES/PALLET
FR 30 M 45 TOUCH	10.0180.00	1
FR 30 M 45 BC TOUCH	13.0180.00	1

### TECHNICAL DATA

FEATURES		
Cleaning width	mm	430
Squeegee width	mm	650
Productivity (theor./practical)	m <sup>2</sup> /h	1720 - 1030
Power supply		Battery 24V
Installed power	W	750
Advancement		Manual
BRUSHES		
Diameter - Pad x No	mm - inch x nr	430 - 17" x 1
Motor rating x No	W x nr	350 x 1
Motor speed	rpm	190
Down pressure - Contact pressure	Kg - g /cm <sup>2</sup>	18 - 17,4
TRACTION		
Motor rating	W	---

Driving speed	Km/h	4
Hill climbing ability	%	2
VACUUM		
Motor rating	W	400
Vacuum	mbar/mmH2O	1189
Airflow rating	l/s	28
Noise level	dB(A)	64/58 *
TANK		
Type		Double tank
Cleaning solution tank	l	30
Recovery tank	l	33
Weight (empty/with batteries)	Kg	68 /121
Dimensions	mm	1210x560x1020

### STANDARD ACCESSORIES

TYPE	REF. NO.
Solution tank filling hose	30.0024.00
17" Polypropylene brush ø 0.7	40.0002.00
On board charger 24 V 9 A (**)	22.0309.00
Gel batteries set (2 pcs) 12 V 76 Ah (**)	18.0000.00
Detachable brush deck splash guard (without bristles)	24.0263.00
Brush deck splash guard's bristles	40.4006.00
Front + rear rubber blades	96.0010.00

### OPTIONAL ACCESSORIES

TYPE	REF. NO.
17" Polypropylene brush ø 0.9	40.0102.00
17" Tynex brush ø 1.2 grit 80	40.0202.00
Pad holder 420 mm (for 17" pad)	40.1007.00
Set front + rear polyurethane squeegee blades	96.0011.00

(\*) Silent mode function

(\*\*) For BC version



# FR 30 D 45

PATENTED

## WALK BEHIND SCRUBBER DRYERS F R 30 SERIES - WITH TRACTION

FR 30 represents something unique in the cleaning market. First of all the new design, which makes FR 30 a masterpiece of aesthetic and ergonomics. Then 30 liters of tank capacity, an high manoeuvrability and above all a complete set of integrated solutions making FR 30 suitable for any environment and surface: - Control panel with display: for an easy and fast selection of all the main functions - "Silent mode" function: ideal for day cleaning and in all the environments (hospitals, schools, ..) where silence is strictly required - Compact squeegee: large only 65 cm, and adjustable, for excellent drying results - A complete set of filters (+ the debris tray); to protect the main components and give to FR 30 the max reliability - Performance: high speed (up to 4,5 km/h), high productivity, remarkable running time (2h and more), top cleaning results. FR 30 is now even more reliable and performing thanks to the new sensor TOUCH SYSTEM. FR 30 TOUCH can be moved and controlled only using a thumb: intuitive, user friendly and reliable.



Touch System      "Silent mode" function      "Built in" solution tank filter      Adjustable squeegee      Compact squeegee      Debris tray + recovery tank filter      Tiltable recovery tank

### PRODUCT IDENTIFICATION

TYPE	REF. NO.	PIECES/PALLET
FR 30 D 45 TOUCH	10.0183.00	1
FR 30 D 45 BC TOUCH	13.0183.00	1

### TECHNICAL DATA

FEATURES			VACUUM		
Cleaning width	mm	430	Driving speed	Km/h	4,5
Squeegee width	mm	650	Hill climbing ability	%	2
Productivity (theor./practical)	m <sup>2</sup> /h	1935 - 1160	<b>VACUUM</b>		
Power supply		Battery 24V	Motor rating	W	400
Installed power	W	930	Vacuum	mbar/mmH2O	1189
Advancement		with traction	Airflow rating	l/s	28
<b>BRUSHES</b>			Noise level	dB(A)	64/58 *
Diameter - Pad x No	mm - inch x nr	430 - 17" x 1	<b>TANK</b>		
Motor rating x No	W x nr	350 x 1	Type		Double tank
Motor speed	rpm	190	Cleaning solution tank	l	30
Down pressure - Contact pressure	Kg - g /cm <sup>2</sup>	18 - 17,4	Recovery tank	l	33
<b>TRACTION</b>			Weight (empty/with batteries)	Kg	74 / 127
Motor rating	W	180	Dimensions	mm	1210x560x1020

### STANDARD ACCESSORIES

TYPE	REF. NO.
Solution tank filling hose	30.0024.00
17" Polypropylene brush ø 0.7	40.0002.00
On board charger 24 V 9 A (**)	22.0309.00
Gel batteries set (2 pcs) 12 V 76 Ah (**)	18.0000.00
Detachable brush deck splash guard (without bristles)	24.0263.00
Brush deck splash guard's bristles	40.4006.00
Front + rear rubber blades	96.0010.00

### OPTIONAL ACCESSORIES

TYPE	REF. NO.
17" Polypropylene brush ø 0.9	40.0102.00
17" Tynex brush ø 1.2 grit 80	40.0202.00
Pad holder 420 mm (for 17" pad)	40.1007.00
Set front + rear polyurethane squeegee blades	96.0011.00

(\*) Silent mode function

(\*\*) For BC version

# FR 30 D 50

PATENTED

## WALK BEHIND SCRUBBER DRYERS FR 30 SERIES - WITH TRACTION

FR 30 represents something unique in the cleaning market. First of all the new design, which makes FR 30 a masterpiece of aesthetic and ergonomics. Then 30 liters of tank capacity, an high manoeuvrability and above all a complete set of integrated solutions making FR 30 suitable for any environment and surface: - Control panel with display: for an easy and fast selection of all the main functions - "Silent mode" function: ideal for day cleaning and in all the environments (hospitals, schools, ..) where silence is strictly required. - Compact squeegee: large only 65 cm, and adjustable, for excellent drying results - A complete set of filters (+ the debris tray); to protect the main components and give to FR 30 the max reliability - Performance: high speed (up to 4,5 km/h), high productivity, remarkable running time (2h and more), top cleaning results. FR 30 is now even more reliable and performing thanks to the new sensor TOUCH SYSTEM. FR 30 TOUCH can be moved and controlled only using a thumb: intuitive, user friendly and reliable.



Touch System



"Silent mode" function



"Built in" solution tank filter



Adjustable squeegee



Compact squeegee



Debris tray + recovery tank filter



Tiltable recovery tank

### PRODUCT IDENTIFICATION

TYPE	REF. NO.	PIECES/PALLET
FR 30 D 50 TOUCH	10.0181.00	1
FR 30 D 50 BC TOUCH	13.0181.00	1

### TECHNICAL DATA

#### FEATURES

Cleaning width	mm	500
Squeegee width	mm	650
Productivity (theor./practical)	m <sup>2</sup> /h	2250 - 1350
Power supply		Battery 24V
Installed power	W	1030
Advancement		with traction

#### BRUSHES

Diameter - Pad x No	mm - inch x nr	255 - 10" x 2
Motor rating x No	W x nr	450 x 1
Motor speed	rpm	200
Down pressure - Contact pressure	Kg - g /cm <sup>2</sup>	20 - 30,3

#### TRACTION

Motor rating	W	180
--------------	---	-----

Driving speed	Km/h	4,5
Hill climbing ability	%	2
<b>VACUUM</b>		
Motor rating	W	400
Vacuum	mbar/mmH2O	1189
Airflow rating	l/s	28
Noise level	dB(A)	64/58 *

#### TANK

Type		Double tank
Cleaning solution tank	l	30
Recovery tank	l	33
Weight (empty/with batteries)	Kg	76 / 129
Dimensions	mm	1100x570x1020

### STANDARD ACCESSORIES

TYPE	REF. NO.
Solution tank filling hose	30.0024.00
10" Polypropylene brush ø 0.7 (**)	40.0010.00
On board charger 24 V 9 A (***)	22.0309.00
Gel batteries set (2 pcs) 12 V 76 Ah (***)	18.0000.00
Detachable brush deck splash guard (without bristles)	24.0264.00
Brush deck splash guard's bristles	40.4006.00
Front + rear rubber blades	96.0010.00

### OPTIONAL ACCESSORIES

TYPE	REF. NO.
10" Polypropylene brush ø 0.9	40.0110.00
10" Tynex brush ø 0.9 grit 80	40.0510.00
10" Tynex brush ø 1.2 grit 80	40.0210.00
Pad holder 250 mm (for 10" pad)	40.1110.00
Set front + rear polyurethane squeegee blades	96.0011.00

(\*) Silent mode function

(\*\*) 2 Brushes on standard equipment

(\*\*\*) For BC version

# ROUND 45 E 55



## WALK BEHIND SCRUBBER DRYERS ROUND 45 - ELECTRIC

Round 45 E 55 TOUCH is the renowned Ghibli & Wirbel's scrubber dryer. The innovative and functional design guarantees the right ergonomics and comfort in the daily activities. The technical features and the high level innovations - the double brush pressure - make Round 45 something unique in its market segment, ideal for effective cleaning results in every kind of floor/environment. ROUND 45 is now available with two important upgrades: - thanks to the new sensor TOUCH SYSTEM, Ghibli & Wirbel patented, ROUND 45 can be moved and controlled only using a thumb: intuitive, user friendly and reliable.



Touch System

"Built in" solution tank filter

Debris tray + vacuum filter

Adjustable and compact squeegee

Tiltable recovery tank

Detachable brush deck splash guard with bristles

25 m cable as standard

## PRODUCT IDENTIFICATION

TYPE	REF. NO.	PIECES/PALLET
ROUND 45 E 55 TOUCH	10.0224.00	1

## TECHNICAL DATA

### FEATURES

Cleaning width	mm	530
Squeegee width	mm	750
Productivity (theor./practical)	m <sup>2</sup> /h	2120 - 1060
Power supply		Cable 230V - 50 Hz
Installed power	W	1360
Advancement		Manual

### BRUSHES

Diameter - Pad x No	mm - inch x nr	530 - 21" x 1
Motor rating x No	W x nr	750 x 1
Motor speed	rpm	170
Down pressure - Contact pressure	Kg - g /cm <sup>2</sup>	29 - 18,8 ; 34 - 22

### TRACTION

Motor rating	W	---
--------------	---	-----

Driving speed	Km/h	4
Hill climbing ability	%	2
<b>VACUUM</b>		
Motor rating	W	600
Vacuum	mbar/mmH2O	1250
Airflow rating	l/s	30
Noise level	dB(A)	63

### TANK

Type		Double tank
Cleaning solution tank	l	45
Recovery tank	l	47
Weight (empty/with batteries)	Kg	91,5
Power supply cable	m	25
Dimensions	mm	1210x560x1040

## STANDARD ACCESSORIES

TYPE	REF. NO.
Solution tank filling hose	30.0024.00
25 m detachable cable	34.0427.00
21" Polypropylene brush ø 0.7	40.0003.00
Detachable brush deck splash guard (without bristles)	24.0265.00
Brush deck splash guard's bristles	40.4003.00
Set front+rear rubber squeegee blades	95.0091.00

## OPTIONAL ACCESSORIES

TYPE	REF. NO.
21" Polypropylene brush ø 0.9	40.0103.00
21" Polypropylene brush ø 1.2	40.0303.00
21" Tynex brush ø 1.2 grit 80	40.0203.00
Pad holder 485 mm (for 20" pad)	40.1003.00
Set front + rear polyurethane squeegee blades	96.0055.00

# ROUND 45 SM 55

PATENTED

## WALK BEHIND SCRUBBER DRYERS ROUND 45 - MANUAL

Round 45 SM 55 TOUCH is the scrubber dryer which has been specifically conceived for daily use. The innovative and functional design guarantees the right ergonomics and comfort in the daily activities. Cutting edge features and technical equipment make ROUND 45 SM an important point of reference in its sector, allowing the machine to be the ideal solution for effective cleaning results in every kind of floor and environment. The SM version introduces itself with top-notch innovations. • **Simply Manual:** a solutions system which is able to combine the best scrubbing and drying performance with an extreme ease of use: the result is a perfect mix between practicality and cost-effectiveness which guarantees the best operational performance. • **TOUCH SYSTEM:** the patented touch system which allows the operator to benefit from maximum flexibility and control while using the machine. Simplicity, immediacy and reliability: moving ROUND 45 with a finger has never been so practical and intuitive! ROUND 45 SM 55 TOUCH is available in two versions: a basic one and a full-package one which includes batteries and a battery charger



Control panel



Touch System



"Built in" solution tank filter



Debris tray + vacuum filter



Compact squeegee

### PRODUCT IDENTIFICATION

TYPE	REF. NO.	PIECES/PALLET
ROUND 45 SM 55 TOUCH	10.0231.00	1
ROUND 45 SM 55 BC TOUCH	13.0231.00	1

### TECHNICAL DATA

FEATURES		
Cleaning width	mm	530
Squeegee width	mm	750
Productivity (theor./practical)	m <sup>2</sup> /h	2120 - 1270
Power supply		Battery 24V
Installed power	W	750
Advancement		Manual
BRUSHES		
Diameter - Pad x No	mm - inch x nr	530 - 21" x 1
Motor rating x No	W x nr	350 x 1
Motor speed	rpm	115
Down pressure - Contact pressure	Kg - g /cm <sup>2</sup>	25,5 - 16,5
TRACTION		
Motor rating	W	---

Driving speed	Km/h	4
Hill climbing ability	%	2
VACUUM		
Motor rating	W	400
Vacuum	mbar/mmH2O	1189
Airflow rating	l/s	28
Noise level	dB(A)	63
TANK		
Type		Double tank
Cleaning solution tank	l	45
Recovery tank	l	47
Weight (empty/with batteries)	Kg	90,5 / 143,5
Dimensions	mm	1210x560x1040

### STANDARD ACCESSORIES

TYPE	REF. NO.
Solution tank filling hose	30.0024.00
21" Polypropylene brush ø 0.7	40.0003.00
On board charger 24 V 5 A (*)	22.0531.00
Gel batteries set (2 pcs) 12 V 50 A (*)	18.0026.00
Front rubber blade	39.0181.00
Rear rubber blade	39.0111.00

### OPTIONAL ACCESSORIES

TYPE	REF. NO.
21" Polypropylene brush ø 0.9	40.0103.00
21" Polypropylene brush ø 1.2	40.0303.00
21" Tynex brush ø 1.2 grit 80	40.0203.00
Pad holder 485 mm (for 20" pad)	40.1003.00
Set front + rear polyurethane squeegee blades	96.0055.00

(\*) For BC version

# ROUND 45 M 55

PATENTED

## WALK BEHIND SCRUBBER DRYERS ROUND 45 - MANUAL

Round 45 M 55 TOUCH is the renowned Ghibli & Wirbel's scrubber dryer. The innovative and functional design guarantees the right ergonomics and comfort in the daily activities. The technical features and the high level innovations - 45 liters tank capacity, the control panel with display, the double brush pressure, the "silent mode" function, the new chemical mixing system - make Round 45 something unique in its market segment, ideal for effective cleaning results in every kind of floor/environment. ROUND 45 is now available with two important upgrades: - thanks to the new sensor TOUCH SYSTEM, Ghibli & Wirbel patented, ROUND 45 can be moved and controlled only using a thumb: intuitive, user friendly and reliable. - ECO SYSTEM, the new program on the control panel, which optimizes consumptions, making ROUND 45 eco-friendly. Environmental care and good performance at the same time.



Control panel with display

Password for reliability and ease of use

Touch System

"Built in" solution tank filter

Debris tray + vacuum filter

Adjustable and compact squeegee

Eco System

Chemical mixing system

### PRODUCT IDENTIFICATION

TYPE	REF. NO.	PIECES/PALLET
ROUND 45 M 55 TOUCH	10.0221.00	1
ROUND 45 M 55 BC CHEM TOUCH	17.0221.00	1

### TECHNICAL DATA

#### FEATURES

Cleaning width	mm	530
Squeegee width	mm	750
Productivity (theor./practical)	m <sup>2</sup> /h	2120 - 1270
Power supply		Battery 24V
Installed power	W	1060
Advancement		Manual

#### BRUSHES

Diameter - Pad x No	mm - inch x nr	530 - 21" x 1
Motor rating x No	W x nr	500 x 1
Motor speed	rpm	165
Down pressure - Contact pressure	Kg - g /cm <sup>2</sup>	25,5 - 16,5 ; 30,5 - 19,7

#### TRACTION

Motor rating	W	---
--------------	---	-----

Driving speed	Km/h	4
Hill climbing ability	%	2
<b>VACUUM</b>		
Motor rating	W	550
Vacuum	mbar/mmH2O	1250
Airflow rating	l/s	30
Noise level	dB(A)	63/57 *

#### TANK

Type		Double tank
Cleaning solution tank	l	45
Recovery tank	l	47
Weight (empty/with batteries)	Kg	90,5 / 143,5
Dimensions	mm	1210x560x1040

### STANDARD ACCESSORIES

TYPE	REF. NO.
Solution tank filling hose	30.0024.00
21" Polypropylene brush ø 0.7	40.0003.00
On board charger 24 V 9 A (**)	22.0519.00
Battery set (2 pcs) 12 V 76 Ah (**)	18.0000.00
Detachable brush deck splash guard (without bristles)	24.0265.00
Brush deck splash guard's bristles	40.4003.00
Set front+rear rubber squeegee blades	95.0091.00
Chemical mixing system (**)	96.0048.00

### OPTIONAL ACCESSORIES

TYPE	REF. NO.
21" Polypropylene brush ø 0.9	40.0103.00
21" Polypropylene brush ø 1.2	40.0303.00
21" Tynex brush ø 1.2 grit 80	40.0203.00
Pad holder 485 mm (for 20" pad)	40.1003.00
Set front + rear polyurethane squeegee blades	96.0055.00
Battery set (2pcs) 12V 105 Ah	18.0001.00

(\*) Silent mode function

(\*\*) For BC CHEM version

# ROUND 45 SD 55

PATENTED

## WALK BEHIND SCRUBBER DRYERS ROUND 45 - WITH TRACTION

Round 45 SD 55 TOUCH is the scrubber dryer which has been specifically conceived for daily use. The innovative and functional design guarantees the right ergonomics and comfort in the daily activities. Cutting edge features and technical equipment make ROUND 45 SD an important point of reference in its sector, allowing the machine to be the ideal solution for effective cleaning results in every kind of floor and environment. The SD version introduces itself with top-notch innovations.

- **Simply Driven:** a solutions system which is able to combine the best scrubbing and drying performance with an extreme driveability and ease of use: the result is a perfect mix between practicality and cost-effectiveness which guarantees the best operational performance.
- **TOUCH SYSTEM:** the patented touch system which allows the operator to benefit from maximum flexibility and control while using the machine. Simplicity, immediacy and reliability: moving ROUND 45 with a finger has never been so practical and intuitive!

ROUND 45 SD 55 TOUCH is available in two versions: a basic one and a full-package one which includes batteries and a battery charger.



Control panel



Touch System



"Built in" solution tank filter



Debris tray + vacuum filter



Adjustable and compact squeegee

### PRODUCT IDENTIFICATION

TYPE	REF. NO.	PIECES/PALLET
ROUND 45 SD 55 TOUCH	10.0232.00	1
ROUND 45 SD 55 BC TOUCH	13.0232.00	1

### TECHNICAL DATA

FEATURES		
Cleaning width	mm	530
Squeegee width	mm	750
Productivity (theor./practical)	m <sup>2</sup> /h	2650 - 1590
Power supply		Battery 24V
Installed power	W	1090
Advancement		with traction
BRUSHES		
Diameter - Pad x No	mm - inch x nr	530 - 21" x 1
Motor rating x No	W x nr	350 x 1
Motor speed	rpm	115
Down pressure - Contact pressure	Kg - g /cm <sup>2</sup>	25,5 - 16,5
TRACTION		
Motor rating	W	180

Hill climbing ability	%	2
VACUUM		
Motor rating	W	550
Vacuum	mbar/mmH2O	1791
Airflow rating	l/s	30
Noise level	dB(A)	63
TANK		
Type		Double tank
Cleaning solution tank	l	45
Recovery tank	l	47
Weight (empty/with batteries)	Kg	109 / 189
Dimensions	mm	1210x560x1040

### STANDARD ACCESSORIES

TYPE	REF. NO.
Solution tank filling hose	30.0024.00
21" Polypropylene brush ø 0.7	40.0003.00
On board charger 24 V 9 A (*)	22.0519.00
Battery set (2 pcs) 12 V 76 Ah (*)	18.0000.00
Front rubber blade	39.0181.00
Rear rubber blade	39.0111.00

### OPTIONAL ACCESSORIES

TYPE	REF. NO.
21" Polypropylene brush ø 0.9	40.0103.00
21" Polypropylene brush ø 1.2	40.0303.00
21" Tynex brush ø 1.2 grit 80	40.0203.00
Pad holder 485 mm (for 20" pad)	40.1003.00
Set front + rear polyurethane squeegee blades	96.0055.00

(\*) For BC version

# ROUND 45 D 55

PATENTED

## WALK BEHIND SCRUBBER DRYERS ROUND 45 - WITH TRACTION

Round 45 D 55 TOUCH is the renowned Ghibli & Wirbel's scrubber dryer. The innovative and functional design guarantees the right ergonomics and comfort in the daily activities. The technical features and the high level innovations – 45 liters tank capacity, three hours running time, the control panel with display, the “silent mode” function, the double brush pressure, the new chemical mixing System – make Round 45 something unique in its market segment, ideal for effective cleaning results in every kind of floor/environment. The wide cleaning path (21” single brush) and the adjustable speed (up to 5 km/h) allow a productivity of 2650 m<sup>2</sup>/h. ROUND 45 is now available with two important upgrades: - thanks to the new sensor TOUCH SYSTEM, Ghibli & Wirbel patented, ROUND 45 can be moved and controlled only using a thumb: intuitive, user friendly and reliable. - ECO SYSTEM, the new program on the control panel, which optimizes consumptions, making ROUND 45 eco-friendly. Environmental care and good performance at the same time.



Control panel with display



Password for reliability and ease of use



Touch System



“Built in” solution tank filter



Debris tray + vacuum filter



Adjustable and compact squeegee



Eco System



Chemical mixing system

### PRODUCT IDENTIFICATION

TYPE	REF. NO.	PIECES/PALLET
ROUND 45 D 55 TOUCH	10.0222.00	1
ROUND 45 D 55 BC CHEM TOUCH	17.0222.00	1

### TECHNICAL DATA

#### FEATURES

Cleaning width	mm	530
Squeegee width	mm	750
Productivity (theor./practical)	m <sup>2</sup> /h	2650 - 1590
Power supply		Battery 24V
Installed power	W	1240
Advancement		with traction

#### BRUSHES

Diameter - Pad x No	mm - inch x nr	530 - 21” x 1
Motor rating x No	W x nr	500 x 1
Motor speed	rpm	165
Down pressure - Contact pressure	Kg - g /cm <sup>2</sup>	25,5 - 16,5 ; 30,5 - 19,7

#### TRACTION

Motor rating	W	180
--------------	---	-----

Driving speed	Km/h	5
Hill climbing ability	%	2
<b>VACUUM</b>		
Motor rating	W	550
Vacuum	mbar/mmH2O	1250
Airflow rating	l/s	30
Noise level	dB(A)	63/57 *

#### TANK

Type		Double tank
Cleaning solution tank	l	45
Recovery tank	l	47
Weight (empty/with batteries)	Kg	109 / 189
Dimensions	mm	1210x560x1040

### STANDARD ACCESSORIES

TYPE	REF. NO.
Solution tank filling hose	30.0024.00
21” Polypropylene brush ø 0.7	40.0003.00
On board charger 24 V 9 A (**)	22.0519.00
Battery set (2 pcs) 12 V 105 Ah (**)	18.0001.00
Detachable brush deck splash guard (without bristles)	24.0265.00
Brush deck splash guard's bristles	40.4003.00
Set front+rear rubber squeegee blades	95.0091.00
Chemical mixing system (**)	96.0048.00

### OPTIONAL ACCESSORIES

TYPE	REF. NO.
21” Polypropylene brush ø 0.9	40.0103.00
21” Polypropylene brush ø 1.2	40.0303.00
21” Tynex brush ø 1.2 grit 80	40.0203.00
Pad holder 485 mm (for 20” pad)	40.1003.00
Set front + rear polyurethane squeegee blades	96.0055.00

(\*) Silent mode function

(\*\*) For BC CHEM version

# ROUND 45 D 60

PATENTED

## WALK BEHIND SCRUBBER DRYERS ROUND 45 - WITH TRACTION

Round 45 D 60 TOUCH is the renowned Ghibli & Wirbel's scrubber dryer. The innovative and functional design guarantees the right ergonomics and comfort in the daily activities. The technical features and the high level innovations – 45 liters tank capacity, three hours running time, the control panel with display, the double brush pressure, the "silent mode" function, the new chemical mixing system – make Round 45 something unique in its market segment, ideal for effective cleaning results in every kind of floor/environment. The wide cleaning path (2 x 12" brushes) and the adjustable speed (up to 5 km/h) allow a productivity of 3050 m<sup>2</sup>/h. ROUND 45 is now available with two important upgrades: - thanks to the new sensor TOUCH SYSTEM, Ghibli & Wirbel patented, ROUND 45 can be moved and controlled only using a thumb: intuitive, user friendly and reliable. - ECO SYSTEM, the new program on the control panel, which optimizes consumptions, making ROUND 45 eco-friendly. Environmental care and good performance at the same time.



Control panel with display

Password for reliability and ease of use

Touch System

"Built in" solution tank filter

Debris tray + vacuum filter

Adjustable and compact squeegee

Eco System

Chemical mixing system

### PRODUCT IDENTIFICATION

TYPE	REF. NO.	PIECES/PALLET
ROUND 45 D 60 TOUCH	10.0223.00	1
ROUND 45 D 60 BC CHEM TOUCH	17.0223.00	1

### TECHNICAL DATA

#### FEATURES

Cleaning width	mm	600
Squeegee width	mm	750
Productivity (theor./practical)	m <sup>2</sup> /h	3050 - 1830
Power supply		Battery 24V
Installed power	W	1190
Advancement		with traction

#### BRUSHES

Diameter - Pad x No	mm - inch x nr	310 - 12" x 2
Motor rating x No	W x nr	450 x 1
Motor speed	rpm	200
Down pressure - Contact pressure	Kg - g /cm <sup>2</sup>	27 - 27 ; 32 - 32

#### TRACTION

Motor rating	W	180
--------------	---	-----

Driving speed	Km/h	5
Hill climbing ability	%	2
<b>VACUUM</b>		
Motor rating	W	550
Vacuum	mbar/mmH2O	1250
Airflow rating	l/s	30
Noise level	dB(A)	63/57 *

#### TANK

Type		Double tank
Cleaning solution tank	l	45
Recovery tank	l	47
Weight (empty/with batteries)	Kg	116 / 196
Dimensions	mm	1125x670x1040

### STANDARD ACCESSORIES

TYPE	REF. NO.
Solution tank filling hose	30.0024.00
12" Polypropylene brush ø 0.7 (**)	40.0001.00
On board charger 24 V 9 A (***)	22.0519.00
Battery set (2 pcs) 12 V 105 Ah (***)	18.0001.00
Detachable brush deck splash guard (without bristles)	24.0266.00
Brush deck splash guard's bristles	40.4007.00
Set front+rear rubber squeegee blades	95.0091.00
Chemical mixing system (***)	96.0048.00

### OPTIONAL ACCESSORIES

TYPE	REF. NO.
12" Polypropylene brush ø 0.9	40.0101.00
12" Polypropylene brush ø 1.2	40.0301.00
12" Tynex brush grit ø 1.2 grit 80	40.0201.00
Pad holder 290 mm (for 12" pad)	40.1001.00
Set front + rear polyurethane squeegee blades	96.0055.00

(\*) Silent mode function

(\*\*) 2 Brushes on standard equipment

(\*\*\*) For BC CHEM version



# S2 80 D70

## WALK BEHIND SCRUBBER DRYERS S2 SERIES

S2 80 D 70 due to the double traction with adjustable speed control is an easy-to-operate scrubber dryer with excellent manoeuvrability and operating safety assured under any working condition. The BC version is equipped with on-board battery charger and 4 gel batteries. A solid, powerful and reliable machine with a very ergonomic design. Adjustable handle. Intuitive control panel with on-board diagnostic, battery hour counter and potentiometer to adjust working speed. The brush head comes as a standard with two powerful gear motors, bumper wheels and splashguard. Easy access for maintenance and service.



Recovery tank  
with gas spring



Adjustable  
squeegee



Control panel



Strong frame

### PRODUCT IDENTIFICATION

TYPE	REF. NO.	PIECES/PALLET
S2 80 D 70	10.0270.00	1
S2 80 D 70 BC	13.0270.00	1

### TECHNICAL DATA

#### FEATURES

Cleaning width	mm	700
Squeegee width	mm	950
Productivity (theor./practical)	m <sup>2</sup> /h	3400 - 2040
Power supply		Battery 24V
Installed power	W	1500
Advancement		with traction

#### BRUSHES

Diameter - Pad x No	mm - inch x nr	360 - 14" x 2
Motor rating x No	W x nr	350 x 2
Motor speed	rpm	190
Down pressure - Contact pressure	Kg - g /cm <sup>2</sup>	35 - 31,2

#### TRACTION

Motor rating	W	250
--------------	---	-----

Driving speed	Km/h	5
Hill climbing ability	%	2
<b>VACUUM</b>		
Motor rating	W	550
Vacuum	mbar/mmH2O	165 / 1.700
Airflow rating	l/s	32
Noise level	dB(A)	66

#### TANK

Type		Double tank
Cleaning solution tank	l	80
Recovery tank	l	90
Weight (empty/with batteries)	Kg	129 / 255
Dimensions	mm	1250x710x1080

### STANDARD ACCESSORIES

TYPE	REF. NO.
14" Polypropylene brush ø 0,9 (*)	40.0106.00
Brush splashguard	39.0023.00
Front rubber blade	39.0003.00
Rear rubber blade	39.0035.00
Battery set (4 pcs) gel 6 V 180 Ah (**)	18.0009.00
On board battery charger 24 V 20A (**)	22.0046.00

### OPTIONAL ACCESSORIES

TYPE	REF. NO.
14" Polypropylene brush ø 0,7	40.0006.00
14" Polypropylene brush ø 1,2	40.0306.00
14" Tynex brush ø 0,9 grit 80	40.0206.00
Pad holder 345 mm (for 14" pad)	40.1006.00
Front polyurethane blade	39.0036.00
Rear polyurethane blade	39.0041.00

(\*) 2 Brushes on standard equipment

(\*\*) For BC version



# RIDE ON SCRUBBER DRYERS

---

SCRUBBER DRYERS



# RIDER R 65 RD 55

## COMPACT RIDE ON SCRUBBER DRYER RIDER SERIES

Rider R 65 is the new compact ride on scrubber dryer in Ghibli & Wirbel's range. 65 liters of tank capacity together with high productivity (3000 m<sup>2</sup>/h) and running time, guarantees the perfect solution in any kind of environment. Every details has been studied to guarantee the perfect ergonomics and ease of use. Compact dimensions, the incredible manoeuvrability, the low noise level and high productivity makes Rider suitable for any environment and surface. The RD 55 version, with rear traction and a classic twin brushes system, combined with the compact and well performing squeegee (only 650 mm), guarantees the best cleaning and drying performance. The BC version is equipped with external battery charger and battery set (105 Ah): it allows more than two hours and a half of working session without any stop!



Lever lifting/regulation system (squeegee, brush deck, water flow)



Immediate opening/access to all the main components



Wide rec. tank opening: easy to clean



Compact and responsive squeegee



Brushes easy to install/remove



Twin brushes-deck system

### PRODUCT IDENTIFICATION

TYPE	REF. NO.	PIECES/PALLET
RIDER R 65 RD 55	10.0552.00	1
RIDER R 65 RD 55 BC	13.0552.00	1

### TECHNICAL DATA

FEATURES			
Cleaning width	mm	550	
Squeegee width	mm	650	
Productivity (theor./practical)	m <sup>2</sup> /h	3000 - 1800	
Power supply		Battery 24 V	
Installed power	W	1400	
Advancement		with traction	
BRUSHES			
Diameter - Pad x No	mm - inch x nr	290 - 11" x 2	
Motor rating x No	W x nr	200 x 2	
Motor speed	rpm	205	
Down pressure - Contact pressure	Kg - g /cm <sup>2</sup>	19 - 16,3	
TRACTION			
Motor rating	W	450	
Driving speed	Km/h	5,5	
Hill climbing ability	%	5	

VACUUM			
Motor rating	W	550	
Vacuum	mbar/mmH2O	1791	
Airflow rating	l/s	30	
Noise level	dB(A)	64	
TANK			
Type		Double tank	
Cleaning solution tank	l	65	
Recovery tank	l	65	
Weight (empty/with batteries)	Kg	130/210	
Dimensions	mm	1150x780x1425	

### STANDARD ACCESSORIES

TYPE	REF. NO.
Polypropylene brush 11" Ø 0,6 (*)	4905-0043-0
External battery charger 24V 20A (**)	18.0063.00
Battery set (2 uts) 12V 105 Ah (**)	18.0001.00
Set rubber squeegee blades 650 mm (front/rear)	96.0093.00

### OPTIONAL ACCESSORIES

TYPE	REF. NO.
Pad driver 11"	4915-0013-0
Tynex brush 11"	4905-0048-0
Set polyurethane squeegee blades 650 mm (front/rear)	96.0094.00

(\*) 2 brushes on standard equipment

(\*\*) Only for BC version

# RIDER R 65 FD 65

## COMPACT RIDE ON SCRUBBER DRYER RIDER SERIES

Rider R 65 is the new compact ride on scrubber dryer in Ghibli & Wirbel's range. 65 liters of tank capacity together with high productivity (3250 m<sup>2</sup>/h) and running time, guarantees the perfect solution in any kind of environment. Every details has been studied to guarantee the perfect ergonomics and ease of use. The main distinctive feature is the incredible manoeuvrability; cleaning closed to wall in small areas and making the impossible U-Turn operation (only 115 cm), makes Rider the perfect choice for those who work in the most narrow and congested areas. The machine is suitable also for day cleaning in sensitive areas like hospitals and schools, thanks to the low noise level. The FD 65 version, with front traction, is equipped with the innovative brush head system: four small brushes with an excellent down pressure, surrounding the driving wheel, for the best floor coverage and cleaning results, even in small spaces or congested areas. Rider compact squeegee (750 mm) naturally adapt itself to every movements of the machine. The results are excellent drying performance on every kind of surface even in sharps curves and during the impossible U - turn operation. The BC version is equipped with external battery charger and battery set (105 Ah): it allows more than two hours and a half of working session without any stop!



Lever lifting/regulation system (squeegee, brush deck, water flow)



Immediate opening/access to all the main components



Wide rec. tank opening: easy to clean



Compact and responsive squeegee



Brushes easy to install/remove



Outstanding 4 brushes-deck system



U-Turn operation (only 115 cm)



Compact and reactive: you can go everywhere

### PRODUCT IDENTIFICATION

TYPE	REF. NO.	PIECES/PALLET
RIDER R 65 FD 65	10.0654.00	1
RIDER R 65 FD 65 BC	13.0654.00	1

### TECHNICAL DATA

#### FEATURES

Cleaning width	mm	650
Squeegee width	mm	750
Productivity (theor./practical)	m <sup>2</sup> /h	3250 - 1950
Power supply		Battery 24 V
Installed power	W	1650
Advancement		with traction

#### BRUSHES

Diameter - Pad x No	mm - inch x nr	180 - 7" x 4
Motor rating x No	W x nr	100 x 4
Motor speed	rpm	190
Down pressure - Contact pressure	Kg - g /cm <sup>2</sup>	22 - 20,4

#### TRACTION

Motor rating	W	700
Driving speed	Km/h	5
Hill climbing ability	%	5

#### VACUUM

Motor rating	W	550
Vacuum	mbar/mmH2O	1791
Airflow rating	l/s	30
Noise level	dB(A)	64

#### TANK

Type		Double tank
Cleaning solution tank	l	65
Recovery tank	l	65
Weight (empty/with batteries)	Kg	140/220
Dimensions	mm	1150x780x1425

### STANDARD ACCESSORIES

TYPE	REF. NO.
Polypropylene brush 7" Ø 0,6 (*)	4905-0037-0
External battery charger 24V 20A (**)	18.0063.00
Battery set (2 uts) 12V 105 Ah (**)	18.0001.00
Set rubber squeegee blades 750 mm (front/rear)	96.0091.00

### OPTIONAL ACCESSORIES

TYPE	REF. NO.
Pad driver 7"	4915-0011-0
Tynex brush 7"	4905-0041-0
Set polyurethane squeegee blades 750 mm (front/rear)	96.0092.00

(\*) 4 brushes on standard equipment

(\*\*) Only for BC version

# RIDER R 65 FD 80

## COMPACT RIDE ON SCRUBBER DRYER RIDER SERIES

Rider R 65 is the new compact ride on scrubber dryer in Ghibli & Wirbel's range. 65 liters of tank capacity together with high productivity (4000 m<sup>2</sup>/h) and running time, guarantees the perfect solution in any kind of environment. Every details has been studied to guarantee the perfect ergonomics and ease of use. The main distinctive feature is the incredible manoeuvrability; cleaning closed to wall in small areas and making the impossible U-Turn operation (only 115 cm), makes Rider the perfect choice for those who work in the most narrow and congested areas. The machine is suitable also for day cleaning in sensitive areas like hospitals and schools, thanks to the low noise level. The FD 80 version, with front traction, is equipped with the innovative brush head system: really wide scrubbing width (800 mm), four brushes surrounding the driving wheel, with an excellent down pressure for the best floor coverage and cleaning results, even in small spaces or congested areas. Rider compact squeegee (850 mm) naturally adapt itself to every movements of the machine. The results are excellent drying performance on every kind of surface even in sharp curves and during the impossible U - turn operation. The BC version is equipped with external battery charger and battery set (105 Ah).



Lever lifting/regulation system (squeegee, brush deck, water flow)



Immediate opening/access to all the main components



Wide rec. tank opening: easy to clean



Wide squeegee



Brushes easy to install/remove



Outstanding 4 brushes-deck system (800 mm)



U-Turn operation (only 115 cm)



Compact and reactive: you can go everywhere

### PRODUCT IDENTIFICATION

TYPE	REF. NO.	PIECES/PALLET
RIDER R 65 FD 80	10.0804.00	1
RIDER R 65 FD 80 BC	13.0804.00	1

### TECHNICAL DATA

#### FEATURES

Cleaning width	mm	800
Squeegee width	mm	850
Productivity (theor./practical)	m <sup>2</sup> /h	4000 - 2400
Power supply		Battery 24 V
Installed power	W	2050
Advancement		with traction

#### BRUSHES

Diameter - Pad x No	mm - inch x nr	205 - 8" x 4
Motor rating x No	W x nr	200 x 4
Motor speed	rpm	210
Down pressure - Contact pressure	Kg - g /cm <sup>2</sup>	35/25,4

#### TRACTION

Motor rating	W	700
Driving speed	Km/h	5
Hill climbing ability	%	5

#### VACUUM

Motor rating	W	550
Vacuum	mbar/mmH20	1791
Airflow rating	l/s	30
Noise level	dB(A)	64

#### TANK

Type		Double tank
Cleaning solution tank	l	65
Recovery tank	l	65
Weight (empty/with batteries)	Kg	163/243
Dimensions	mm	1150x780x1425

### STANDARD ACCESSORIES

TYPE	REF. NO.
8" Polypropylene brush Ø 0,6 (*)	4905-0038-0
External battery charger 24V 20A (**)	18.0063.00
Battery set (2 uts) 12V 105 Ah (**)	18.0001.00
Front rubber blade EPDM 850 mm	2705-0019-1
Rear rubber blade 850 mm	2705-0020-3

### OPTIONAL ACCESSORIES

TYPE	REF. NO.
Pad driver 8"	4915-0012-0
Tynex brush 8"	4905-0042-0
Rear polyurethane blade 850 mm	2705-0020-4

(\*) 4 brushes on standard equipment

(\*\*) Only for BC version

# RUNNER R 150 FD 85

## RIDE ON SCRUBBER DRYER RUNNER SERIES

Runner is the new Ghibli & Wirbel's ride-on scrubber dryer. Sturdy, powerful and extremely reliable is the ideal machine for any kind of cleaning task, above all the long and heavy ones. Remarkable scrubbing width, combined with high productivity (up to 5000 m<sup>2</sup>/h) guarantees the perfect solution for large area cleaning. Excellent cleaning performance thanks to adjustable down pressure (three steps, up to 89 Kg down pressure) and detergent action (chemical mixing system); wide and reactive squeegee for top drying results on every kind of surface. Everything in Runner is designed to ensure efficiency and comfort; all the main functions of the machine can be easily managed by intuitive control panel; the easy access from both sides, and the perfect visibility while working, guarantee comfort and ease of use even during long and hard working session. BC versions are equipped with battery charger and batteries (36V).



Control panel with display



Adjustable down pressure (three steps)



Chemical mixing system



Side skirts blades easy to lift up and down



Immediate access to all main components

### PRODUCT IDENTIFICATION

TYPE	REF. NO.	PIECES/PALLET
RUNNER R 150 FD 85	10.1685.00	1
RUNNER R 150 FD 85 BC	13.1685.00	1

### TECHNICAL DATA

#### FEATURES

Cleaning width	mm	850
Squeegee width	mm	1050
Productivity (theor./practical)	m <sup>2</sup> /h	5.000- 3.000
Power supply		Battery 36V
Installed power	W	2650
Advancement		with traction

#### BRUSHES

Diameter - Pad x No	mm - inch x nr	440 - 17" x 2
Motor rating x No	W x nr	500 x 2
Motor speed	rpm	170/140
Down pressure - Contact pressure	Kg - g /cm <sup>2</sup>	52;67;89 / 23;29;39

#### TRACTION

Motor rating	W	900
Driving speed	Km/h	6
Hill climbing ability	%	16

### STANDARD ACCESSORIES

TYPE	REF. NO.
17" Polypropylene brush Ø 0,9 (**)	40.0107.00
Brush splashguard	39.0023.00
Side skirt rubber blade	39.0109.00
Front rubber blade	39.0005.00
Rear rubber blade	39.0006.00
Cabinet charger 36 V 28 A (***)	18.0050.00
Battery set (6 pcs) 6 V 240 Ah (***)	18.0011.00

#### VACUUM

Motor rating	W	600
Vacuum	mbar/mmH2O	165 / 1.700
Airflow rating	l/s	32
Noise level	dB(A)	67/59*

#### TANK

Type		Double tank
Cleaning solution tank	l	150
Recovery tank	l	160
Weight (empty/with batteries)	Kg	284/572
Dimensions	mm	1850x1020x1380

### OPTIONAL ACCESSORIES

TYPE	REF. NO.
17" Polypropylene brush Ø 0,7	40.0007.00
17" Polypropylene brush Ø 1,2	40.0307.00
Pad holder 420 mm (for 17" pad)	40.1007.00
Front polyurethane blade	39.0034.00
Rear polyurethane blade	39.0049.00

(\*) Silent mode function

(\*\*) 2 Brushes on standard equipment

(\*\*\*) For BC version

# RUNNER R 150 FD 100

## RIDE ON SCRUBBER DRYER RUNNER SERIES

Runner is the new Ghibli & Wirbel's ride-on scrubber dryer. Sturdy, powerful and extremely reliable is the ideal machine for any kind of cleaning task, above all the long and heavy ones. Remarkable scrubbing width, combined with high productivity (up to 6000 m<sup>2</sup>/h) guarantees the perfect solution for large area cleaning. Excellent cleaning performance thanks to adjustable down pressure (three steps, up to 101 Kg down pressure) and detergent action (chemical mixing system); wide and reactive squeegee for top drying results on every kind of surface. Everything in Runner is designed to ensure efficiency and comfort; all the main functions of the machine can be easily managed by intuitive control panel; the easy access from both sides, and the perfect visibility while working, guarantee comfort and ease of use even during long and hard working session. BC versions are equipped with battery charger and batteries (36V).



Control panel with display



Adjustable down pressure (three steps)



Chemical mixing system



Side skirts blades easy to lift up and down



Immediate access to all main components

## PRODUCT IDENTIFICATION

TYPE	REF. NO.	PIECES/PALLET
RUNNER R 150 FD 100	10.0610.00	1
RUNNER R 150 FD 100 BC	13.0610.00	1

## TECHNICAL DATA

FEATURES		
Cleaning width	mm	1000
Squeegee width	mm	1300
Productivity (theor./practical)	m <sup>2</sup> /h	6.000 - 3.600
Power supply		Battery 36V
Installed power	W	2650
Advancement		with traction
BRUSHES		
Diameter - Pad x No	mm - inch x nr	508 - 20" x 2
Motor rating x No	W x nr	500 x 2
Motor speed	rpm	170/140
Down pressure - Contact pressure	Kg - g /cm <sup>2</sup>	65;79;101 / 24;29;37
TRACTION		
Motor rating	W	900

Driving speed	Km/h	6
Hill climbing ability	%	16
VACUUM		
Motor rating	W	600
Vacuum	mbar/mmH2O	165 / 1.700
Airflow rating	l/s	32
Noise level	dB(A)	67/59*
TANK		
Type		Double tank
Cleaning solution tank	l	150
Recovery tank	l	160
Weight (empty/with batteries)	Kg	296/584
Dimensions	mm	1850x1100x1380

## STANDARD ACCESSORIES

TYPE	REF. NO.
20" Polypropylene brush Ø 0,9 (**)	40.0109.00
Brush splashguard	39.0114.00
Side skirt rubber blade	39.0115.00
Front rubber blade	39.0093.00
Rear rubber blade	39.0094.00
Cabinet charger 36 V 28 A (***)	18.0050.00
Battery set (6pcs) 6 V 240 Ah (***)	18.0011.00

## OPTIONAL ACCESSORIES

TYPE	REF. NO.
20" Tynex brush Ø 1,2 grit 80	40.0209.00
Pad holder 485 mm (for 20" pad)	40.1003.00
Front polyurethane blade	39.0119.00
Rear polyurethane blade	39.0120.00

(\*) Silent mode function

(\*\*) 2 Brushes on standard equipment

(\*\*\*) For BC version



# ACCESSORIES

## FOR SCRUBBER DRYERS

---



Experience and expertise allows Ghibli & Wirbel to offer not just a machine, but real and complete cleaning system. The accessories are of great importance because they allows different applications and opening up new possibilities. Ghibli & Wirbel offers a very large range of brushes and discs, for shampooing, scrubbing, buffing, polishing, stripping and sanding.

## HOW TO USE OUR BRUSHES AND PADS

	BRUSHES	PADS	TWISTER PADS
<b>DEEP CLEANING</b>			
Linoleum		●	
PVC, vinyl, synthetic resin coatings	●	●	○ ●
Dark marble, granite, smooth ground terrazzo	●	●	○ ●
Light-coloured/white marble	●	●	○ ●
Granite, porphyry, stone carpet - structured		●	○ ●
Tiles, glazed brick	●	●	●
Fine stoneware	●	●	●
Studded rubber	○	●	○ ●
Carpet	○		
Concrete floor, resin coated	●	● ●	○ ●
<b>MAINTENANCE CLEANING</b>			
Linoleum	○	○	●
PVC, vinyl, synthetic resin coatings	○	○	● ●
Dark marble, granite, smooth ground terrazzo	○	○	● ●
Granite, porphyry, stone carpet - structured			● ●
Tiles, glazed brick	○	○	●
Fine stoneware	○	○	●
Studded rubber	○	●	●
Concrete floor, resin coated	○	● ●	● ●
<b>INTERIM CLEANING</b>			
Carpet		○	

## BRUSHES AND PADS COLOURS

WHITE	RED	GREEN	BROWN	YELLOW	BLACK	BLUE/WHITE (MICROFIBER)
○	●	●	●	●	●	○

## BRUSHES

REF.NO.	Ø		TYPE
40.5000.00	Ø 80	Polypropylene cylindrical brush 0,20 blue	ROLLY 7½ - ROLLY 11
40.5000.01	Ø 80	Soft cylindrical polypropylene brush 0,15 grey	ROLLY 7½ - ROLLY 11
40.5000.04	Ø 80	Microfiber cylindrical brush	ROLLY 7½ - ROLLY 11
40.5000.02	Ø 80	Hard cylindrical polypropylene brush 0,40 black	ROLLY 7½ - ROLLY 11
40.5000.03	Ø 80	Tynex cylindrical brush grit 360	ROLLY 7½ - ROLLY 11
40.5000.08	Ø 80	Spazzola cilindrica Tynex grit 80	ROLLY 7½ - ROLLY 11
40.0408.00	15" - 380 mm	Polypropylene brush very soft 0,5 blue	FR15
40.0008.00	15" - 380 mm	Polypropylene soft 0.7 blue	FR15
40.0108.00	15" - 380 mm	Polypropylene medium standard 0,9 white	FR15
40.0208.00	15" - 380 mm	Tynex grit 240 - 0,9	FR15
40.0002.00	17" - 430 mm	Polypropylene soft 0,7 blue	FR30 E 45 - SM 45 - M 45 - D 45
40.0102.00	17" - 430 mm	Polypropylene medium standard 0,9 white	FR30 E 45 - SM 45 - M 45 - D 45
40.0302.00	17" - 430 mm	Polypropylene hard 1,2	FR30 E 45 - SM 45 - M 45 - D 45
40.0202.00	17" - 430 mm	Tynex grit 80 - 1,2	FR30 E 45 - SM 45 - M 45 - D 45
40.0010.00	10" - 255 mm*	Polypropylene soft 0,7white	FR30 D 50
40.0110.00	10" - 255 mm*	Polypropylene medium 0,9 white	FR30 D 50
40.0210.00	10" - 255 mm*	Tynex grit 80 - 1,2	FR30 D 50
40.0510.00	10" - 255 mm*	Tynex grit 80 - 0,9	FR30 D 50
40.0003.00	21" - 530 mm	Polypropylene soft 0,7 blue	ROUND 45 E 55 - SM 55 - M 55 - SD 55 - D 55
40.0103.00	21" - 530 mm	Polypropylene medium 0,9	ROUND 45 E 55 - SM 55 - M 55 - SD 55 - D 55
40.0303.00	21" - 530 mm	Polypropylene hard 1,2	ROUND 45 E 55 - SM 55 - M 55 - SD 55 - D 55
40.0203.00	21" - 530 mm	Tynex grit 80 - 1,2	ROUND 45 E 55 - SM 55 - M 55 - SD 55 - D 55
40.0001.00	12" - 310 mm*	Polypropylene soft 0,7 blue	ROUND 45 D60
40.0101.00	12" - 310 mm*	Polypropylene medium 0,9	ROUND 45 D60
40.0301.00	12" - 310 mm*	Polypropylene hard 1,2	ROUND 45 D60
40.0201.00	12" - 310 mm*	Tynex grit 80 - 1,2	ROUND 45 D60
40.0006.00	14" - 360 mm*	Polypropylene soft 0,7 blue	S2 D70
40.0106.00	14" - 360 mm*	Polypropylene medium standard 0,9 white	S2 D70
40.0306.00	14" - 360 mm*	Polypropylene hard 1,2	S2 D70
40.0206.00	14" - 360 mm*	Tynex grit 80 - 1,2	S2 D70
4905-0043-0	11" - 290 mm*	Polypropylene Ø 0,6	RIDER R 65 RD 55
4905-0048-0	11" - 290 mm*	Tynex 0,1	RIDER R 65 RD 55
4905-0037-0	7" - 180 mm**	Polypropylene Ø 0,6	RIDER R 65 FD 65
4905-0041-0	7" - 180 mm**	Tynex 0,1	RIDER R 65 FD 65
4905-0038-0	8" - 205 mm **	Polypropylene Ø 0,6	RIDER R 65 FD 80
4905-0042-0	8" - 205 mm **	Tynex 0,1	RIDER R 65 FD 80
40.0007.00	17" - 430 mm*	Polypropylene soft 0,7 blue	RUNNER R 150 FD 85
40.0107.00	17" - 430 mm*	Polypropylene medium standard 0,9 white	RUNNER R 150 FD 85
40.0307.00	17" - 430 mm *	Polypropylene hard 1,2	RUNNER R 150 FD 85
40.0207.00	17" - 430 mm*	Tynex grit 80 - 1,2	RUNNER R 150 FD 85
40.0109.00	20" - 508 mm*	Polypropylene medium standard 0,9 white	RUNNER R 150 FD 100
40.0209.00	20" - 508 mm*	Tynex grit 80 - 1,2	RUNNER R 150 FD 100

\* this model works with two brushes

\*\* this model works with four brushes



# NYLON PAD

## VERY SOFT



## MEDIUM SOFT



## MEDIUM HARD



## HARD



## VERY HARD



### WHITE PADS

Disc suitable for the polishing of coated floors.

REF.NO.	Ø	TYPE	PCS
C07-WH	7" - 190 mm	RIDER R 65 FD 65	6
C10-WH	10" - 255 mm	FR 30 TOUCH D 50	6
C11-WH	11" - 290 mm	RIDER R 65 RD 55	6
C15-WH	15" - 380 mm	FR 15	6
C17-WH	17" - 430 mm	FR 30 / RUNNER R 150 FD 85	6
C20-WH	20" - 505 mm	ROUND 45 E 55 - SM 55 - M 55- SD 55 - D 55 / RUNNER R 150 FD 100	6

### RED PADS

Disc suitable for spray cleaning (regular maintenance).

REF.NO.	Ø	TYPE	PCS
C07-RE	7" - 190 mm	RIDER R 65 FD 65	6
C10-RE	10" - 255 mm	FR 30 TOUCH D 50	6
C11-RE	11" - 290 mm	RIDER R 65 RD 55	6
C12-RE	12" - 305 mm	ROUND 45 D 60	6
C14-RE	14" - 355 mm	S2	6
C15-RE	15" - 380 mm	FR 15	6
C17-RE	17" - 430 mm	FR 30 / RUNNER R 150 FD 85	6
C20-RE	20" - 505 mm	ROUND 45 E 55 - SM 55 - M 55- SD 55 - D 55 / RUNNER R 150 FD 100	6

### GREEN PADS

Disc suitable for partial wet stripping of not coated hard surfaces, for preparing hard surfaces before new coating and for stripping of linoleum and vinyl surfaces.

REF.NO.	Ø	TYPE	PCS
C10-GR	10" - 255 mm	FR 30 TOUCH D 50	6
C12-GR	12" - 305 mm	ROUND 45 D 60	6
C14-GR	14" - 355 mm	S2	6
C15-GR	15" - 380 mm	FR 15	6
C17-GR	17" - 430 mm	FR 30 / RUNNER R 150 FD 85	6
C20-GR	20" - 505 mm	ROUND 45 E 55 - SM 55 - M 55- SD 55 - D 55 / RUNNER R 150 FD 100	6

### BROWN PADS

Disc suitable both for the dry stripping of coated floors, and for the wet stripping with a normal chemical stripping agent.

REF.NO.	Ø	TYPE	PCS
C10-BR	10" - 255 mm	FR 30 TOUCH D 50	6
C12-BR	12" - 305 mm	ROUND 45 D 60	6
C14-BR	14" - 355 mm	S2	6
C17-BR	17" - 430 mm	FR 30 / RUNNER R 150 FD 85	6
C20-BR	20" - 505 mm	ROUND 45 E 55 - SM 55 - M 55- SD 55 - D 55 / RUNNER R 150 FD 100	6

### BLACK PADS

Disc suitable for the total wet stripping of hard surfaces with chemical stripping agents. Also suitable for heavy cleaning tasks on cement and industrial floors.

REF.NO.	Ø	TYPE	PCS
C07-BL	7"-190 mm	RIDER R 65 FD 65	6
C10-BL	10" - 255 mm	FR 30 TOUCH D 50	6
C11-BL	11" - 290 mm	RIDER R 65 RD 55	6
C12-BL	12" - 305 mm	ROUND 45 D 60	6
C14-BL	14" - 355 mm	S2	6
C17-BL	17" - 430 mm	FR 30 / RUNNER R 150 FD 85	6
C20-BL	20" - 505 mm	ROUND 45 E 55 - SM 55 - M 55- SD 55 - D 55 / RUNNER R 150 FD 100	6

# TWISTER PAD

Twister™ is a revolutionary cleaning system consisting of floor pads prepared with billion of microscopic diamonds which clean and polish the floor mechanically instead of using chemicals.


**Outstanding quality:** clean floors with high gloss every day without waxes and polishers;

**Cost efficient:** faster, easier and cheaper cleaning;

**Environmental sustainability:** eco friendly cleaning, just add water;

**User friendly:** the same routine with better results;

Twister™ diamond pads can be used on most common floor surfaces such as terrazzo, ceramic tiles, linoleum, vinyl/plastic, natural stone and concrete. Twister™ is the tool that transforms your dull, worn floors into clean, glossy and brightly polished floors.



## HARD



### RED TWISTER PADS

For heavy duty cleaning of worn stone floors. Twister™ Red will effectively remove scratches and stains from the surface and leaves a clean, matt surface prepared for the subsequent Twister™ steps.

REF.NO.	Ø	TYPE	PCS
T12-RE	12" - 305 mm	ROUND 45 D 60	2
T14-RE	14" - 355 mm	S2	2
T15-RE	15" - 380 mm	FR 15	2
T17-RE	17" - 430 mm	FR 30 / RUNNER R 150 FD 85	2
T20-RE	20" - 505 mm	ROUND 45 E 55 - SM 55 - M 55- SD 55 - D 55 / RUNNER R 150 FD 100	2

## MEDIUM



### WHITE TWISTER PADS

Step 1 for the Standard or Intensive Twister™ method. Twister™ White will remove tiny scratches from the surface and leaves a silky matt, cleaned and well prepared surface for the subsequent Twister™ steps.

REF.NO.	Ø	TYPE	PCS
T12-WH	12" - 305 mm	ROUND 45 D 60	2
T14-WH	14" - 355 mm	S2	2
T15-WH	15" - 380 mm	FR 15	2
T17-WH	17" - 430 mm	FR 30 / RUNNER R 150 FD 85	2
T20-WH	20" - 505 mm	ROUND 45 E 55 - SM 55 - M 55- SD 55 - D 55 / RUNNER R 150 FD 100	2

## SOFT



### YELLOW TWISTER PADS

Step 2 for the Standard or Intensive Twister™ method. This stage leaves a surface that is well prepared for the final step of the Twister™ method.

REF.NO.	Ø	TYPE	PCS
T12-YE	12" - 305 mm	ROUND 45 D 60	2
T14-YE	14" - 355 mm	S2	2
T15-YE	15" - 380 mm	FR 15	2
T17-YE	17" - 430 mm	FR 30 - RUNNER R 150 FD 85	2
T20-YE	20" - 505 mm	ROUND 45 E 55 - SM 55 - M 55- SD 55 - D 55 / RUNNER R 150 FD 100	2

## VERY SOFT



### GREEN TWISTER PADS

Final step for the Standard or Intensive method and also for daily maintenance of the floor. This step will effectively maintain a high gloss on the surface when used regularly. Twister™ Green is ideal for use on all floor surfaces such as stone, vinyl and linoleum floors.

REF.NO.	Ø	TYPE	PCS
T12-GR	12" - 305 mm	ROUND 45 D 60	2
T14-GR	14" - 355 mm	S2	2
T15-GR	15" - 380 mm	FR 15	2
T17-GR	17" - 430 mm	FR 30 - RUNNER R 150 FD 85	2
T20-GR	20" - 505 mm	ROUND 45 E 55 - SM 55 - M 55- SD 55 - D 55 / RUNNER R 150 FD 100	2



### PAD HOLDERS

REF.NO.	Ø	TYPE
40.1008.00	355 mm	(for 15" pad) FR15
40.1007.00	420 mm	(for 17" pad) FR30 E 45 - SM 45 - M 45 - D 45 / RUNNER R 150 FD 85 ****
40.1110.00	250 mm	(for 10" pad) FR30 D 50***
40.1003.00	485 mm	(for 20" pad) ROUND 45 E 55 - SM 55 - M 55 - SD 55 - D 55 / RUNNER R 150 FD 100****
40.1001.00	290 mm	(for 12" pad) ROUND 45 D60 ***
40.1006.00	345 mm	(for 14" pad) S2 D 70 ***
4915-0013-0	280 mm	(for 11" pad) RIDER R 65 RD 55 ***
4915-0011-0	178 mm	(for 7" pad) RIDER R 65 FD 65 *****
4915-0012-0	203 mm	(for 8" pad) RIDER R 65 FD 80 *****

\*\*\* this model works with two pad holders

\*\*\*\* RUNNER models work with two pad holders

\*\*\*\*\* RIDER R 65 FD 65 models work with four pad holders




### BATTERIES

REF.NO.		TYPE
22.0508.00	Case batteries Li Fe PO4 24V 10 Ah	ROLLY 7½ - 11
22.0508.01	Case batteries Li Fe PO4 24V 20 Ah	ROLLY 7½ - 11
18.0014.00	Battery 12 V 25 Ah Gel.	FR 15 M 38 BC
18.0017.01	Battery set (2 pcs) 12V 25 Ah	FR 15 M 38 BC
18.0003.00	Battery 12 V 76 Ah Gel.	FR 30 / ROUND 45 M
18.0026.00	Gel batteries set (2 pcs) 12 V 50 Ah	FR 30 SM 45 / ROUND 45 SM
18.0000.00	Gel batteries set (2 pcs) 12 V 76 Ah	FR 30 / ROUND 45 M / ROUND 45 SD
18.0004.00	Battery 12 V 105 Ah Gel.	ROUND 45 - RIDER R 65
18.0001.00	Battery set (2 pcs) 12V 105 Ah	ROUND 45 - RIDER R 65
18.0005.00	Battery 6 V 180 Ah Gel.	S2
18.0009.00	Battery set (4 pcs) gel 6 V 180 Ah	S2
18.0006.00	Battery 6 V 240 Ah Gel.	RUNNER R 150
18.0011.00	Battery set (6 pcs) 6 V 240 Ah	RUNNER R 150



### CHARGER

REF.NO.		TYPE
18.0056.00	24V 5A charger	ROLLY 7 ½ / 11
18.0065.00	Car charger 24-12 V 3 A	ROLLY 7 ½ / 11
18.0032.00	On board battery charger 24V 5A (Schuko plug 220-240V)	FR 15
22.0531.00	On board charger 24 V 5 A	FR 30 SM / ROUND 45 SM
22.0309.00	On board charger 24 V 9 A	FR 30
22.0519.00	On board charger 24 V 9 A	ROUND 45 / ROUND 45 SD
18.0002.00	On board charger 24 V 13 A	ROUND 45
22.0046.00	On board charger 24 V 20 A	S2
18.0063.00	External battery charger 24 V 20 A	RIDER R 65
18.0050.00	Cabine charger 36 V 28 A	RUNNER R 150



## SQUEEGEE BLADES

REF.NO.		TYPE
96.0084.00	Set front/rear polyurethane blade	ROLLY 7 ½ / 11
96.0085.00	Set front/rear rubber blade	ROLLY 7 ½ / 11
39.0077.00	Front rubber blade	FR15
39.0078.00	Rear rubber blade	FR15
39.0070.00	Front polyurethane blade	FR15
39.0071.00	Rear polyurethane blade	FR15
96.0010.00	Front + rear rubber blades	FR 30
96.0011.00	Set front + rear polyurethane squeegee blades	FR 30
39.0110.00	Front rubber blade	ROUND 45
39.0111.00	Rear rubber blade	ROUND 45
95.0091.00	Set front + rear rubber squeegee blades	ROUND 45
39.0100.00	Front polyurethane blade	ROUND 45
39.0101.00	Rear polyurethane blade	ROUND 45
96.0055.00	Set front + rear polyurethane squeegee blades	ROUND 45
39.0003.00	Front rubber blade	S2
39.0035.00	Rear rubber blade	S2
39.0036.00	Front polyurethane blade	S2
39.0041.00	Rear polyurethane blade	S2
96.0093.00	Set rubber squeegee blades 650 mm (front/rear)	RIDER R 65 RD 55
96.0094.00	Set polyurethane squeegee blades 650 mm (front/rear)	RIDER R 65 RD 55
96.0091.00	Set rubber squeegee blades 750 mm (front/rear)	RIDER R 65 FD 65
96.0092.00	Set polyurethane squeegee blades 750 mm (front/rear)	RIDER R 65 FD 65
2705-0019-1	Front rubber blade EPDM 850 mm	RIDER R 65 FD 80
2705-0020-3	Rear rubber blade 850 mm	RIDER R 65 FD 80
2705-0020-4	Rear polyurethane blade 850 mm	RIDER R 65 FD 80
39.0005.00	Front rubber blade	RUNNER R 150 FD 85
39.0006.00	Rear rubber blade	RUNNER R 150 FD 85
39.0034.00	Front polyurethane blade	RUNNER R 150 FD 85
39.0049.00	Rear polyurethane blade	RUNNER R 150 FD 85
39.0093.00	Front rubber blade	RUNNER R 150 FD 100
39.0094.00	Rear rubber blade	RUNNER R 150 FD 100
39.0119.00	Front polyurethane blade	RUNNER R 150 FD 100
39.0120.00	Rear polyurethane blade	RUNNER R 150 FD 100



### SPLASHGUARD PROTECTION


REF.NO.		TYPE
95.0088.00	Splashguard with bristles	FR 15
24.0263.00	Detachable brush deck splash guard (without bristles)	FR 30 E45 - M45 - D45
40.4006.00	Brush deck splash guard's bristles	FR 30 E45 - M45 - D45 - D50
24.0264.00	Detachable brush deck splash guard (without bristles)	FR 30 D50
24.0265.00	Detachable brush deck splash guard (without bristles)	ROUND 45 E55 - M55 - D55
40.4003.00	Brush deck splash guard's bristles	ROUND 45 E55 - M55 - D55
24.0266.00	Detachable brush deck splash guard (without bristles)	ROUND 45 D60
40.4007.00	Brush deck splash guard's bristles	ROUND 45 D60
39.0023.00	Brush splashguard	S2 D70 / RUNNER R 150 FD 85
39.0029.00	Brush splashguard	RUNNER R 150 FD 85
39.0109.00	Side skirt rubber blade	RUNNER R 150 FD 85
39.0114.00	Brush splashguard	RUNNER R 150 FD 100
39.0115.00	Side skirt rubber blade	RUNNER R 150 FD 100











# GENERAL SALES CONDITIONS

---

**ghibli & wirbel**

# GENERAL SALES CONDITIONS

## PREAMBLE

By placing your order of products with Ghibli & Wirbel S.p.A. you agree to be bound by our Supply Terms and Conditions below, an integral part of the sales contract. Any modifications, amendments, exceptions and/or cancellations must be agreed upon by Ghibli & Wirbel S.p.A. in writing in the order confirmation and will only apply to the sales indicated in the order confirmation.

## ORDERS

All orders must be sent exclusively to the Email address [orders@ghibliwirbel.com](mailto:orders@ghibliwirbel.com) or fax number +39 0382 84668. Orders are received by Ghibli & Wirbel S.p.A. and are subject to the company acceptance. The order of the client is binding and cannot be reduced or cancelled, unless Ghibli & Wirbel S.p.A. does not deliver the order to the client within 60 calendar days as per Ghibli & Wirbel S.p.A. delivery terms.

All order forms must be filled in with the following required fields :

- Company name
- Item code and description
- Quantity per item
- Date of requested delivery and if delivery is partial or complete (if not specified the delivery date of reference will be the one mentioned in the order confirmation and will refer to the complete delivery)
- Company Stamp and Signature

Should any of the above required information be incomplete or missing, the order might not be processed by Ghibli & Wirbel S.p.A.

The described supply conditions are intended as approved by the client once the order is submitted. The minimum order quantities per item are mentioned in the current pricelist. Orders not adhering to those quantities or to their multiples will be automatically adjusted without asking for a written authorization by the client.

## DELIVERY TERMS

Terms of delivery are subject to stock availability and to production capacity , therefore settlement is not guaranteed. Ghibli & Wirbel S.p.A. therefore reserves the possibility to process the order in different times unless differently requested, (complete delivery) from the client. The missing delivery be it partial or total cannot give rise to any compensation or application of damage, neither cancellation or reduction of the order (except as described above), neither delay of the payments from the client to Ghibli & Wirbel S.p.A. The delivery terms included in the order confirmation are purely indicative .Ghibli & Wirbel S.p.A. is not liable for any delay due to causes of force majeure. Cancellations of programmed orders require a specific commercial agreement with the sales agent of reference.

## SHIPMENT

The goods are normally delivered by mean of a carrier that has an agreement with us and therefore at Ghibli & Wirbel S.p.A own risk. In case of delay, damage, theft , breakdown, tampering or loss during transportation, the receiver must take contact exclusively with Ghibli & Wirbel S.p.A. by filling in the customer complaint reporting form, enclosed in the current pricelist, and transmit it to the Customer Service department. Before accepting the goods it is recommended to verify the weight and integrity of the content and the number of packages. In case of complaints a reserve must be raised on the transportation document , including a clear description of the damage, and the date, time and signature of the driver. In case of effective damage a copy of the transportation document must be sent immediately to Ghibli & Wirbel S.p.A. The lack of reserve on the transportation document will automatically invalidate the claim against Ghibli & Wirbel S.p.A.

## PACKAGING

Ghibli & Wirbel S.p.A. delivers the goods in robust packaging or parcels that are given for free. Any shortfall in the number of pieces (also sealed packs) must be reported to the Customer Service department, using the appropriate form, within 8 days from the receipt of goods.

## TRANSPORT CHARGES CONTRIBUTION

It is valid what indicated in the specific communication forwarded at the beginning of the year.

### Prices/Discounts

Valid prices are those included in the pricelist that is in force when the order is placed (V.A.T. excluded), that invalidates and replaces all previous prices and sales conditions, the latter being sent in a separate letter. Ghibli & Wirbel S.p.A. reserves the right to modify the pricelist any time with a one month notice.

# GENERAL SALES CONDITIONS

---

## PAYMENTS

Payments must be made directly either to Ghibli & Wirbel S.p.A. or to a Ghibli & Wirbel S.p.A. sales agent. Ghibli & Wirbel S.p.A. does not allow arbitrary roundings or withheld. Delays in payment will result in Ghibli & Wirbel S.p.A. charging interests on arrears of Prime Rate + 3 points. Payment terms are specified in the invoice. In case of a missed payment by the customer, Ghibli & Wirbel S.p.A. will put the delivery on hold, and will deliver again once payment has been made, unless otherwise agreed. If the payment is deferred, missing the payment of even one only deadline will result in the forfeiture of the purchaser, ex art.1186 civil code the benefit of the term. Ghibli & Wirbel S.p.A. reserves the right to change the payment conditions at any time, subject to written notice.

## PAYMENT METHODS

Payment must be made to the bank indicated in the invoice.

Payments must be made on time according to the established deadline also in case of defective products.

## RETURN AUTHORIZATION

In the event of an error by the customer, the return must be requested by filling in the dedicated form and must be forwarded to the Customer Service office within 15 calendar days from the receipt of goods. It will be up to the Customer Service to either authorize or not the return, in writing, indicating the percentage of credit subject to the control of goods acceptance. The goods returned must be new and in perfect working condition, and must be sent in the original packaging and in free port. In any case, all returns of goods invoiced for over 3 months after the return request won't be authorized. Any unauthorized shipment of goods to Ghibli & Wirbel S.p.A., or to any of Ghibli & Wirbel S.p.A. branches with the purpose of returning goods, will be returned to the sender. Ghibli & Wirbel S.p.A. accepts liability to pay the costs related to returns of defective machines, accessories and spare parts, acknowledging 100% of the total amount as well as transport charges. The return must be requested by filling in the dedicated form and the request must be sent to the Customer Service within 15 calendar days from the receipt of the goods. Ghibli & Wirbel S.p.A. will deliver the order to the customer, receive the return and issue a credit note.

## COMPLAINTS

Any anomalies of product, commercial, administrative or logistic must be reported to the Customer Service department by filling in the dedicated customer complaint report, that must be sent to the fax no. +39 0382 84668 or by E-mail to [service@ghibliwirbel.com](mailto:service@ghibliwirbel.com)

# WARRANTY CONDITIONS

## WARRANTY CONDITIONS

Ghibli & Wirbel S.p.A. guarantees the products from any defect in design and manufacturing for the period prescribed by law (art.1490 et seq. of the Civil Code and art.128 et seq. of the Consumer Code DL 206, 6-9-2005).

The warranty procedure provides that defective parts are received by Ghibli & Wirbel's forwarder, along with the document certifying the purchase with reason: warranty.

Ghibli & Wirbel S.p.A. will assess the alleged faulty part; based on the results two cases can be defined:

- Warranty denied: the client is given written reasons, the piece is scrapped by Ghibli & Wirbel SpA

- Warranty accepted: Ghibli & Wirbel S.p.A. ensure the issue of the credit note to the customer.

Ghibli & Wirbel S.p.A. reserves the right to change the warranty conditions at any time in the respect of the provisions of the law

## COVERAGE

Warranty coverage: 12 months from the date of delivery to the end user but within max 18 months from delivery to the dealer.

The dealer distributor / service centre that performs the intervention is responsible for providing the end user with a good quality, quick, reliable and adequate service.

## EXCLUSIONS

Are excluded from the warranty:

- Labor
- Consumption material (wheels, filters, brushes, rubber, motor carbon brushes)
- Machines without marking plate with serial number
- Changes not permitted and non-original parts
- Broken parts because of incorrect use and lack of maintenance
- Cost due to downtimes
- Damage reported from transport (If you have not reported damage on the transport documents or when the transport is arranged by the client)

## TRANSIT DAMAGE

In order to keep the service effective, Ghibli & Wirbel S.p.A must receive at the email address [service@ghibliwirbel.com](mailto:service@ghibliwirbel.com), within 5 days from the delivery via a carrier, the following documentation:

- A copy of the carrier delivery note with a relevant note of acceptance reserve included, that must be affixed when goods are received (the common "subject to checking" stamp is not provided for insurance), one copy stays with the carrier and the other with the customer.
- A copy of the transportation document (some couriers require an acceptance reserve on this document)
- Pictures of the damages
- Picture, in case of machines, of the technical data on the device.
- Warranty request form M20-1
- The missing acceptance with reserve to the carrier puts Ghibli & Wirbel S.p.A in the condition to recognize up to a maximum of 50% of the damage value

## FORMALITY

The warranty claim will be as follows:

The customer have to fill and send to [service@ghibliwirbel.com](mailto:service@ghibliwirbel.com) warranty form M20-1 (downloadable at [www.wirbell.it](http://www.wirbell.it)) . Without it, no warranty claim will be considered.

- if the customer has already on stock the spare parts must follow point A
- If the customer does not have on stock the spare parts must follow point B

**A** Ghibli & Wirbel S.p.A., service verifies M20-1 warranty form and could ask customer for the faulty parts which must be sent back to Ghibli & Wirbel S.p.A.(through Ghibli & Wirbel's forwarder) for further evaluation. If the warranty claim is considered positively, the customer can proceed with the repair of the product and receive warranty refund by credit note.

**B** Ghibli & Wirbel S.p.A. service verifies M20-1 warranty form and could ask the customer for the faulty parts which must be sent back to Ghibli & Wirbel S.p.A.(through Ghibli & Wirbel's forwarder) for further evaluation. Meanwhile the customer can buy the spare parts under warranty. The transport costs (through Ghibli & Wirbel's forwarder) will be covered by the customer. If the warranty claim is considered positively Ghibli & Wirbel S.p.A will issue credit note for the total amount of spare parts under warranty and transport costs of the returned ones.

The customer must perform warranty repair using spare parts normally purchased at Ghibli & Wirbel S.p.A.

The customer will scrap all the parts that Ghibli & Wirbel S.p.A. service didn't ask to be send back to Ghibli & Wirbel S.p.A.

The spare parts coming back to Ghibli & Wirbel S.p.A. must absolutely be accompanied by the Transportation Document.

## PRODUCTS FEATURES

The technical data, dimensions and specifications as listed in the catalogues could be changed without prior notice. The changes will not disengage the client from supply, nor it may result of redress by the latter.

## JURISDICTION

Any controversy will be referred to the exclusive jurisdiction of the Court of Pavia.



# ghibli & wirbel

100% MADE IN ITALY



**Ghibli & Wirbel S.p.A.**

Via Circonvallazione, 5 - 27020 Dorno PV - Italia

P. +39 0382 848811 - F.+39 0382 84668 - M. [info@ghibliwirbel.com](mailto:info@ghibliwirbel.com)

[www.ghibliwirbel.com](http://www.ghibliwirbel.com)

**MEMBER OF RIELLO INDUSTRIES**



ISO 9001

